

General Information

Urbanized Area (UZA) Statistics - 2010 Census

Dallas-Fort Worth-Arlington, TX
1,779 **Square Miles**
5,121,892 **Population**
6 **Pop. Rank out of 498 UZAs**

Other UZAs Served

0 Texas Non-UZA

Service Area Statistics

1,855 **Square Miles**
149,307 **Population**

Service Consumption

79,368 **Annual Unlinked Trips (UPT)**

Service Supplied

728,779 **Annual Vehicle Revenue Miles (VRM)**
27,275 **Annual Vehicle Revenue Hours (VRH)**

Database Information

NTDID: 60115

Reporter Type: Small Systems Reporter

Financial Information

Sources of Operating Funds Expended

Fare Revenues	\$112,930	5.6%
Local Funds	\$69,797	3.5%
State Funds	\$365,409	18.3%
Federal Assistance	\$932,890	46.6%
Other Funds	\$518,825	25.9%

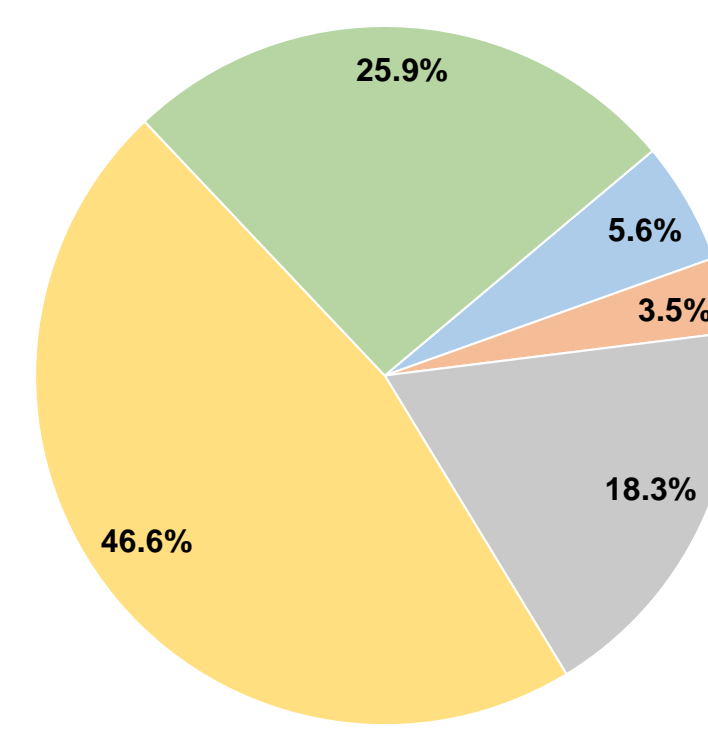
Total Operating Funds Expended \$1,999,851 100.0%

Sources of Capital Funds Expended

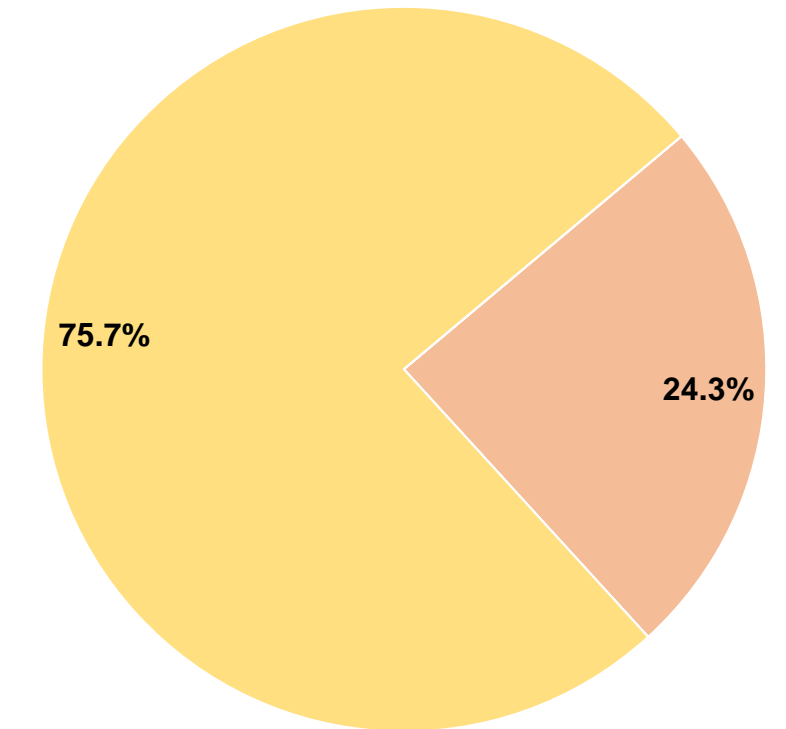
Fare Revenues	\$0	0.0%
Local Funds	\$1,443	24.3%
State Funds	\$0	0.0%
Federal Assistance	\$4,486	75.7%
Other Funds	\$0	0.0%

Total Capital Funds Expended \$5,929 100.0%

Operating Funding Sources



Capital Funding Sources



Modal Characteristics

Operation Characteristics

Vehicles Operated at Maximum Service

Mode	Directly Operated	Purchased Transportation	Operating Expenses	Fare Revenues	Uses of Capital Funds	Annual Unlinked Trips	Annual Vehicle Revenue Miles	Annual Vehicle Revenue Hours	Average Fleet Age in Years ¹
Commuter Bus	3	-	\$82,993	\$36,005	\$0	8,707	46,401	1,601	4.5
Demand Response	24	2	\$1,916,858	\$76,925	\$5,929	70,661	682,378	25,674	4.1
Total	27	2	\$1,999,851	\$112,930	\$5,929	79,368	728,779	27,275	

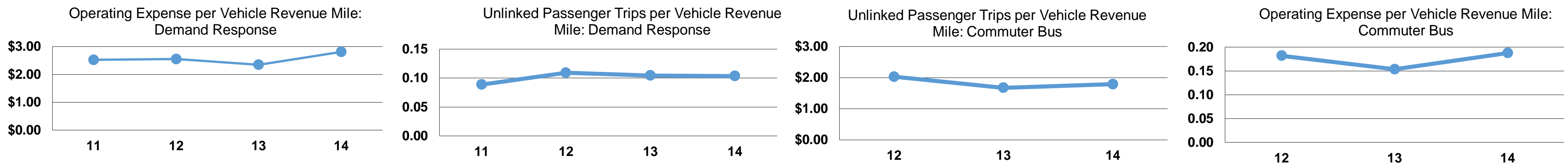
Performance Measures

Service Efficiency

Mode	Operating Expenses per Vehicle Revenue Mile	Operating Expenses per Vehicle Revenue Hour
Commuter Bus	\$1.79	\$51.84
Demand Response	\$2.81	\$74.66
Total	\$2.74	\$73.32

Service Effectiveness

Mode	Operating Expenses per Unlinked Passenger Trip	Unlinked Trips per Vehicle Revenue Mile	Unlinked Trips per Vehicle Revenue Hour
Commuter Bus	\$9.53	0.2	5.4
Demand Response	\$27.13	0.1	2.8
Total	\$25.20	0.1	2.9



Notes:

¹Demand Response - Taxi (DT) and non-dedicated fleets do not report fleet age data.