

General Information

Urbanized Area (UZA) Statistics - 2010 Census

Oklahoma City, OK
411 Square Miles
861,505 Population
51 Pop. Rank out of 498 UZAs

Service Area Statistics

90 Square Miles
81,405 Population

Service Consumption

277,475 Annual Unlinked Trips (UPT)

Service Supplied

283,174 Annual Vehicle Revenue Miles (VRM)
17,949 Annual Vehicle Revenue Hours (VRH)

Database Information

NTDID: 60118

Reporter Type: Small Systems Reporter

Financial Information

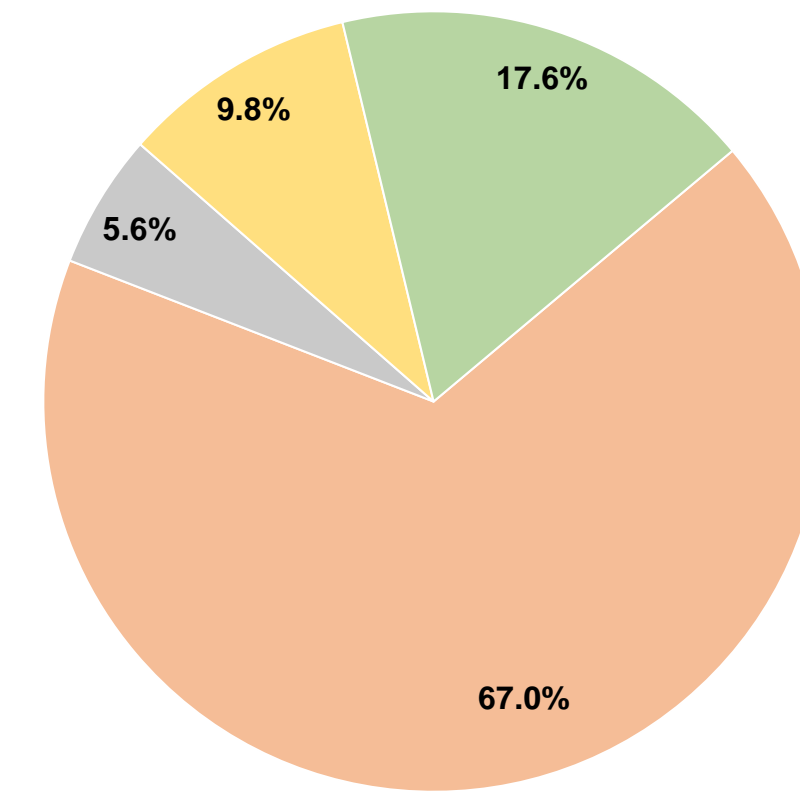
Sources of Operating Funds Expended

Fare Revenues	\$0	0.0%
Local Funds	\$1,103,000	67.0%
State Funds	\$91,770	5.6%
Federal Assistance	\$161,146	9.8%
Other Funds	\$290,470	17.6%
Total Operating Funds Expended	\$1,646,386	100.0%

Sources of Capital Funds Expended

Fare Revenues	\$0
Local Funds	\$0
State Funds	\$0
Federal Assistance	\$0
Other Funds	\$0
Total Capital Funds Expended	\$0

Operating Funding Sources



Modal Characteristics

Operation Characteristics

Vehicles Operated at Maximum Service

Mode	Directly Operated	Purchased Transportation	Operating Expenses	Fare Revenues	Uses of Capital Funds	Annual Unlinked Trips	Annual Vehicle Revenue Miles	Annual Vehicle Revenue Hours	Average Fleet Age in Years ¹
Commuter Bus	-	2	\$403,365	\$0	\$0	67,098	93,225	4,400	4.0
Demand Response	-	1	\$217,323	\$0	\$0	8,865	52,031	2,365	5.0
Bus	-	4	\$1,025,698	\$0	\$0	201,512	137,918	11,184	4.4
Total	-	7	\$1,646,386	\$0	\$0	277,475	283,174	17,949	

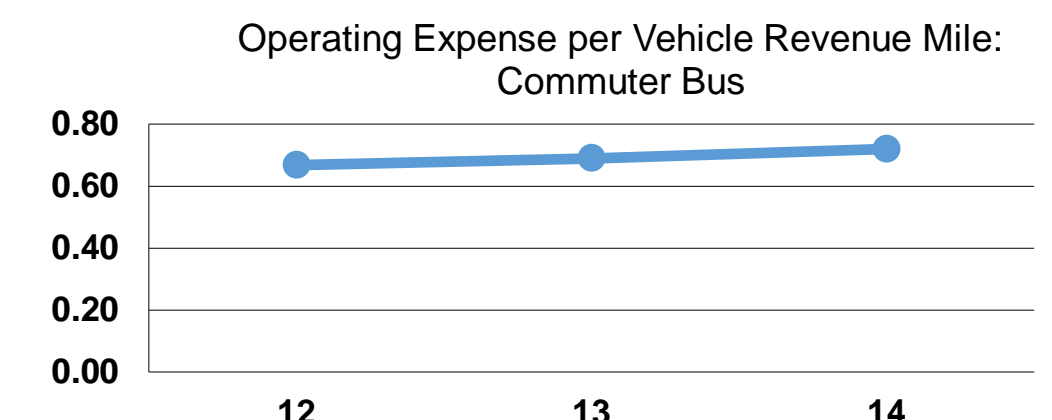
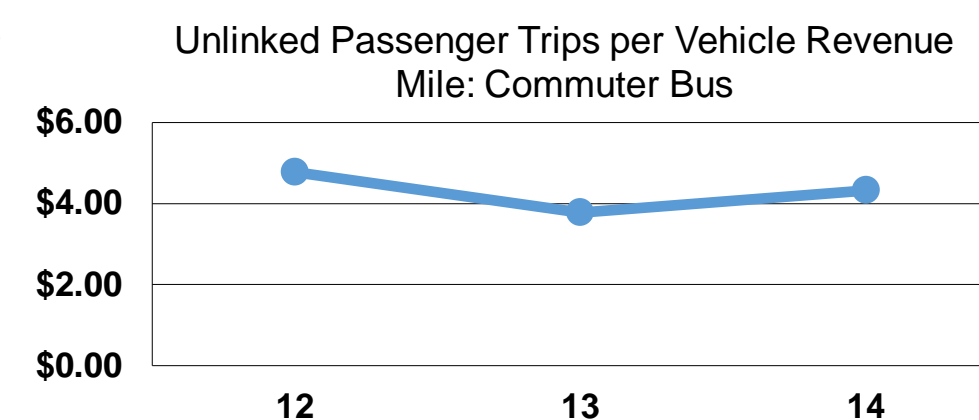
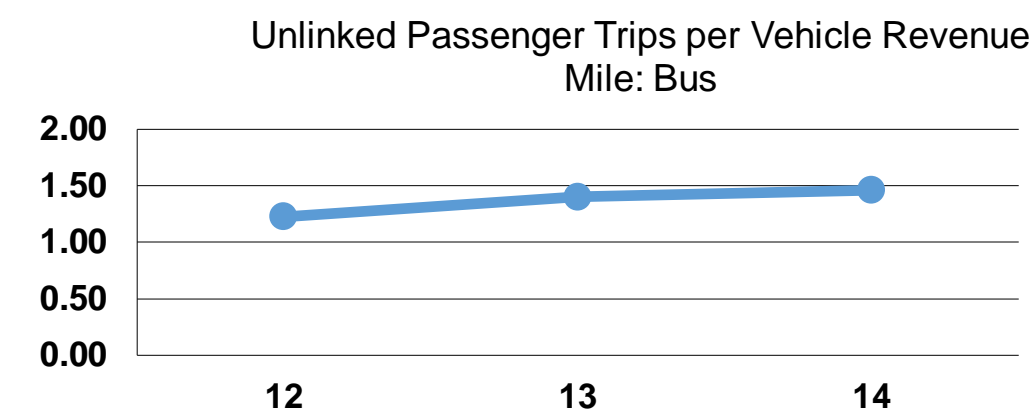
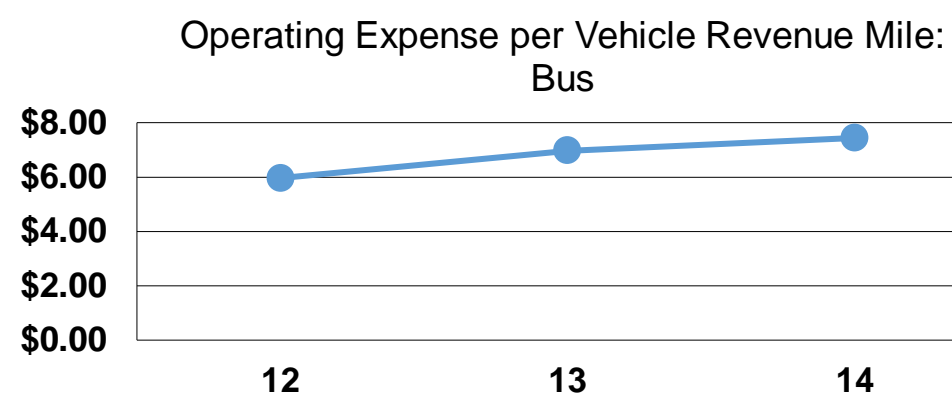
Performance Measures

Service Efficiency

Mode	Operating Expenses per Vehicle Revenue Mile	Operating Expenses per Vehicle Revenue Hour
Commuter Bus	\$4.33	\$91.67
Demand Response	\$4.18	\$91.89
Bus	\$7.44	\$91.71
Total	\$5.81	\$91.73

Service Effectiveness

Mode	Operating Expenses per Unlinked Passenger Trip	Unlinked Trips per Vehicle Revenue Mile	Unlinked Trips per Vehicle Revenue Hour
Commuter Bus	\$6.01	0.7	15.2
Demand Response	\$24.51	0.2	3.7
Bus	\$5.09	1.5	18.0
Total	\$5.93	1.0	15.5



Notes:

¹Demand Response - Taxi (DT) and non-dedicated fleets do not report fleet age data.