

Muscogee (Creek) Nation (MCN)

2014 Annual Agency Profile

General Information

Federally Recognized Tribal Statistical Areas

407 Creek OTSA, OK

Service Consumption

36,308 Annual Unlinked Trips (UPT)

Service Supplied

282,546 Annual Vehicle Revenue Miles (VRM)

11,722 Annual Vehicle Revenue Hours (VRH)

Database Information

NTDID: 66170

Reporter Type: Tribal Reporter

Financial Information

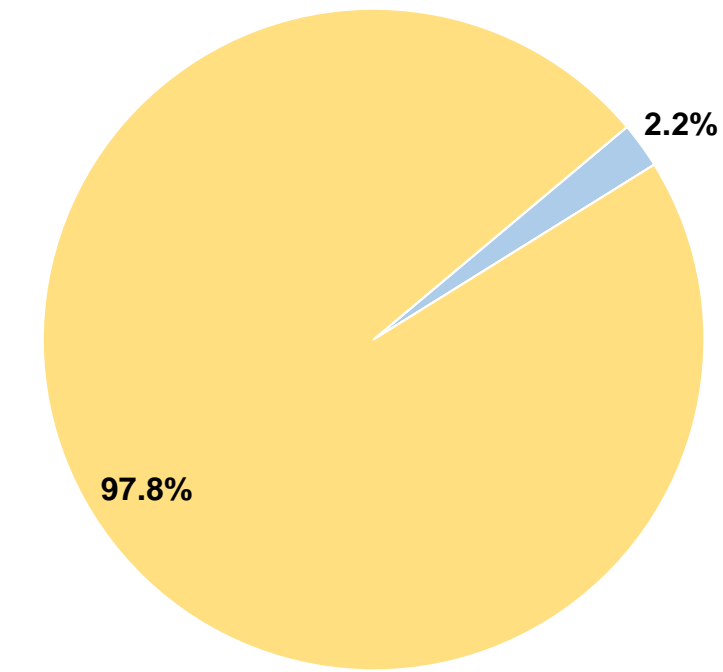
Sources of Operating Funds Expended

Fare Revenues	\$11,470	2.2%
Local Funds	\$0	0.0%
State Funds	\$0	0.0%
Federal Assistance	\$500,000	97.8%
Other Funds	\$0	0.0%
Total Operating Funds Expended	\$511,470	100.0%

Sources of Capital Funds Expended

Fare Revenues	\$0
Local Funds	\$0
State Funds	\$0
Federal Assistance	\$0
Other Funds	\$0
Total Capital Funds Expended	\$0

Operating Funding Sources



Modal Characteristics

Operation Characteristics

Vehicles Operated at Maximum Service

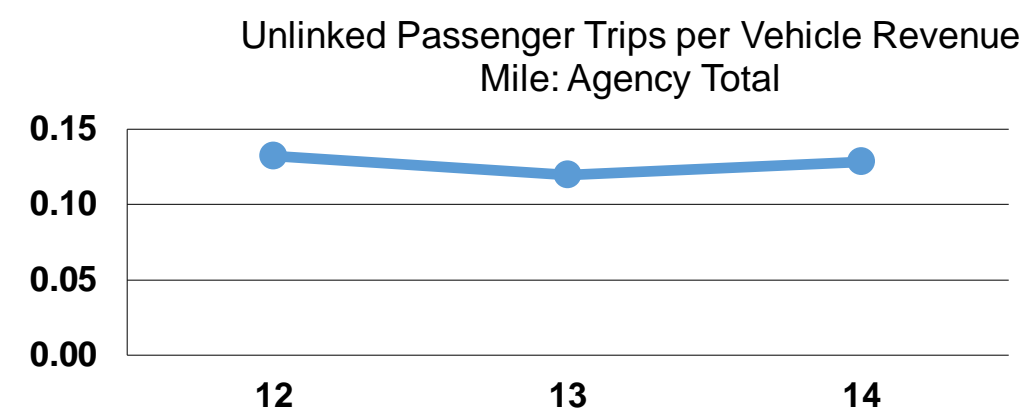
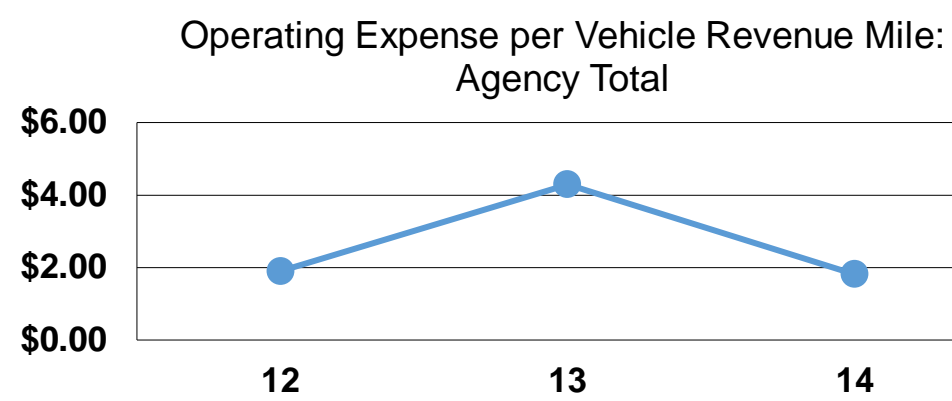
Mode	Directly Operated	Purchased Transportation	Operating Expenses	Fare Revenues	Uses of Capital Funds	Annual Unlinked Trips	Annual Vehicle Revenue Miles	Annual Vehicle Revenue Hours	Average Fleet Age in Years ¹
Demand Response	18	-	\$511,470	\$11,470	\$0	36,308	282,546	11,722	3.9
Total	18	-	\$511,470	\$11,470	\$0	36,308	282,546	11,722	

Performance Measures

Service Efficiency

Mode	Operating Expenses per Vehicle Revenue Mile	Operating Expenses per Vehicle Revenue Hour	Mode	Operating Expenses per Unlinked Passenger Trip	Unlinked Trips per Vehicle Revenue Mile	Unlinked Trips per Vehicle Revenue Hour
Demand Response	\$1.81	\$43.63	Demand Response	\$14.09	0.1	3.1
Total	\$1.81	\$43.63	Total	\$14.09	0.1	3.1

Service Effectiveness



Notes:

¹Demand Response - Taxi (DT) and non-dedicated fleets do not report fleet age data.

*This agency has a purchased transportation relationship in which they buy service from KI BOIS Community Action Foundation, Inc. (NTDID: 60172), and in which the data are captured in another report for mode DR/PT.