

# Pueblo of San Ildefonso

2014 Annual Agency Profile

2 Tunyo Po  
Santa Fe, NM 87506

Transportation Planning Manager: Mrs. Lillian Garcia  
505-455-4110

## General Information

### Federally Recognized Tribal Statistical Areas

237 San Ildefonso Pueblo and Off-Reservation Trust Land, NM

### Service Consumption

54 Annual Unlinked Trips (UPT)

### Service Supplied

3,871 Annual Vehicle Revenue Miles (VRM)

558 Annual Vehicle Revenue Hours (VRH)

### Database Information

NTDID: 66218

Reporter Type: Tribal Reporter

## Financial Information

### Sources of Operating Funds Expended

Fare Revenues	\$0	0.0%
Local Funds	\$0	0.0%
State Funds	\$0	0.0%
Federal Assistance	\$11,856	100.0%
Other Funds	\$0	0.0%

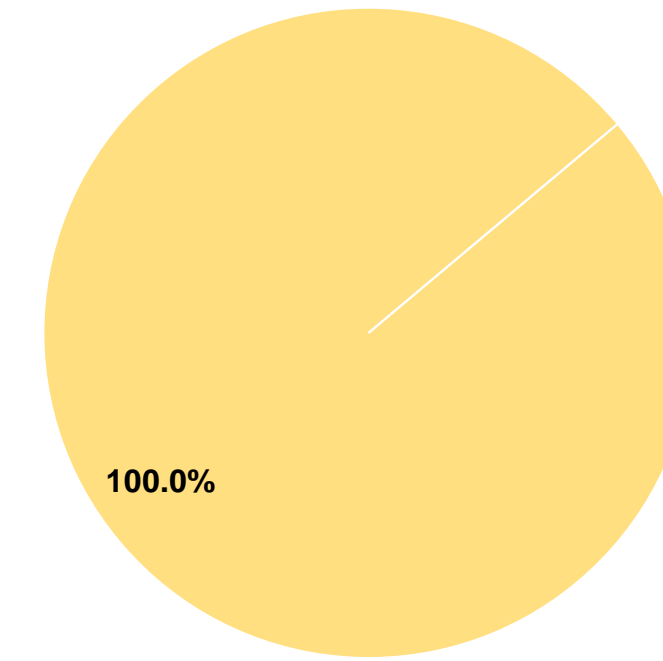
**Total Operating Funds Expended \$11,856 100.0%**

### Sources of Capital Funds Expended

Fare Revenues	\$0
Local Funds	\$0
State Funds	\$0
Federal Assistance	\$0
Other Funds	\$0

**Total Capital Funds Expended \$0**

### Operating Funding Sources



## Modal Characteristics

### Operation Characteristics

#### Vehicles Operated at Maximum Service

Mode	Directly Operated	Purchased Transportation	Operating Expenses	Fare Revenues	Uses of Capital Funds	Annual Unlinked Trips	Annual Vehicle Revenue Miles	Annual Vehicle Revenue Hours	Average Fleet Age in Years <sup>1</sup>
Demand Response	1	-	\$11,856	\$0	\$0	54	3,871	558	7.0
<b>Total</b>	<b>1</b>	<b>-</b>	<b>\$11,856</b>	<b>\$0</b>	<b>\$0</b>	<b>54</b>	<b>3,871</b>	<b>558</b>	

### Performance Measures

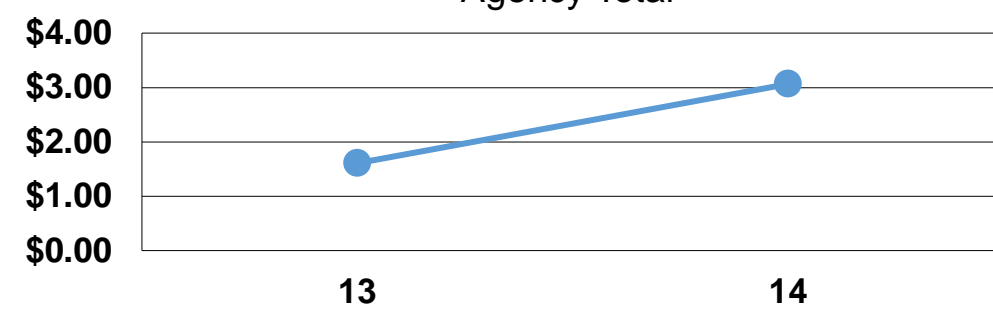
#### Service Efficiency

Mode	Operating Expenses per Vehicle Revenue Mile	Operating Expenses per Vehicle Revenue Hour
Demand Response	\$3.06	\$21.25
<b>Total</b>	<b>\$3.06</b>	<b>\$21.25</b>

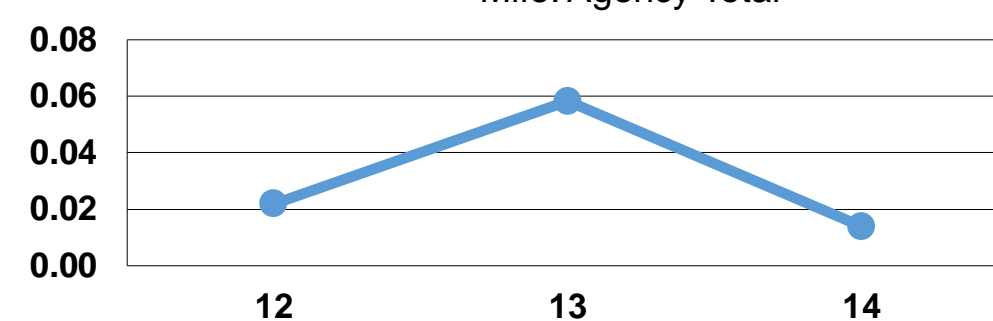
#### Service Effectiveness

Mode	Operating Expenses per Unlinked Passenger Trip	Unlinked Trips per Vehicle Revenue Mile	Unlinked Trips per Vehicle Revenue Hour
Demand Response	\$219.56	0.0	0.1
<b>Total</b>	<b>\$219.56</b>	<b>0.0</b>	<b>0.1</b>

Operating Expense per Vehicle Revenue Mile: Agency Total



Unlinked Passenger Trips per Vehicle Revenue Mile: Agency Total



#### Notes:

<sup>1</sup>Demand Response - Taxi (DT) and non-dedicated fleets do not report fleet age data.