

Golden Spread Rural Frontier Coalition (RFE)

2014 Annual Agency Profile

113 Walnut St.
Clayton, NM 88415

Transit Director: Mr. David Harris
505-699-4350

General Information

Service Consumption

9,815 Annual Unlinked Trips (UPT)

Service Supplied

32,589 Annual Vehicle Revenue Miles (VRM)

5,755 Annual Vehicle Revenue Hours (VRH)

Summary of Operating Expenses (OE)

\$205,399 Total Operating Expenses

Database Information

NTDID: 6R03-60244

Reporter Type: Rural General Public Transit

Financial Information

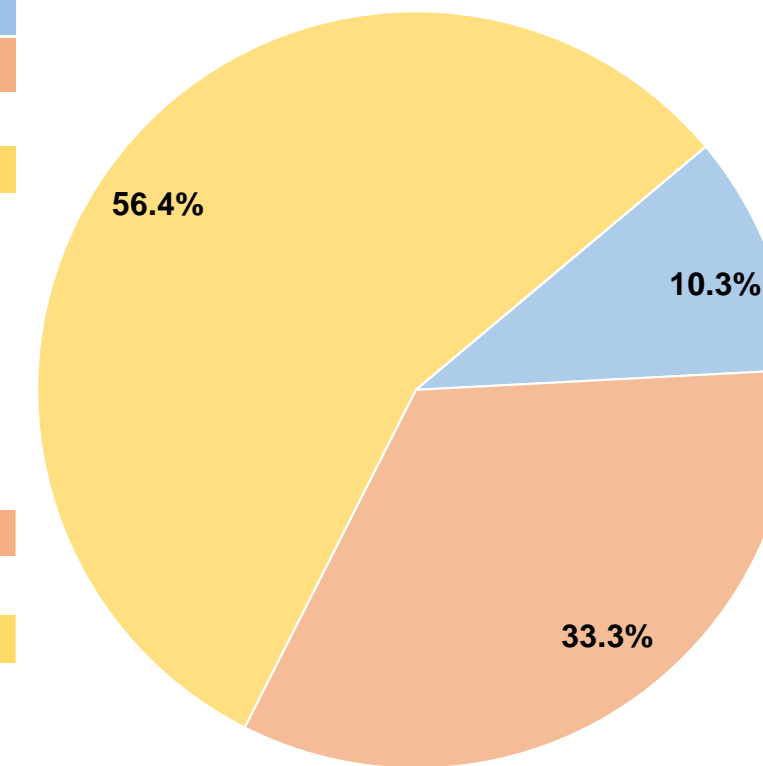
Sources of Operating Funds Expended

Fare Revenues	\$21,106	10.3%
Local Funds	\$68,406	33.3%
State Funds	\$0	0.0%
Federal Assistance	\$115,887	56.4%
Other Funds	\$0	0.0%
Total Operating Funds Expended	\$205,399	100.0%

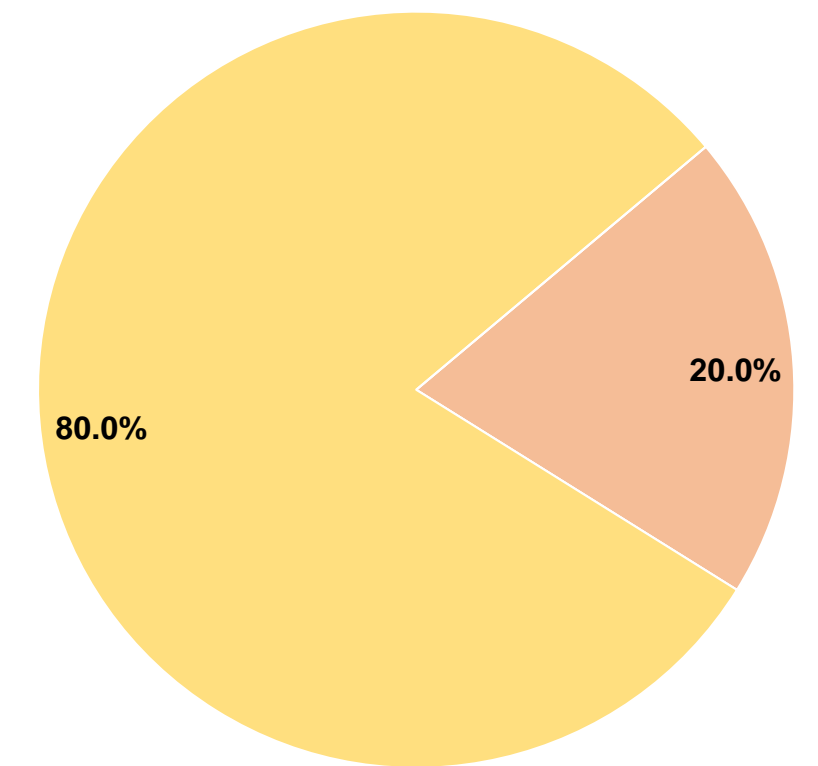
Sources of Capital Funds Expended

Fare Revenues	\$0	0.0%
Local Funds	\$891	20.0%
State Funds	\$0	0.0%
Federal Assistance	\$3,566	80.0%
Other Funds	\$0	0.0%
Total Capital Funds Expended	\$4,457	100.0%

Operating Funding Sources



Capital Funding Sources



Modal Characteristics

Operation Characteristics

Vehicles Operated at Maximum Service

Mode	Directly Operated	Purchased Transportation	Operating Expenses	Fare Revenues	Uses of Capital Funds	Annual Unlinked Trips	Annual Vehicle Revenue Miles	Annual Vehicle Revenue Hours
Demand Response	5	-	\$205,399	\$21,106	\$4,457	9,815	32,589	5,755
Total	5	-	\$205,399	\$21,106	\$4,457	9,815	32,589	5,755

Performance Measures

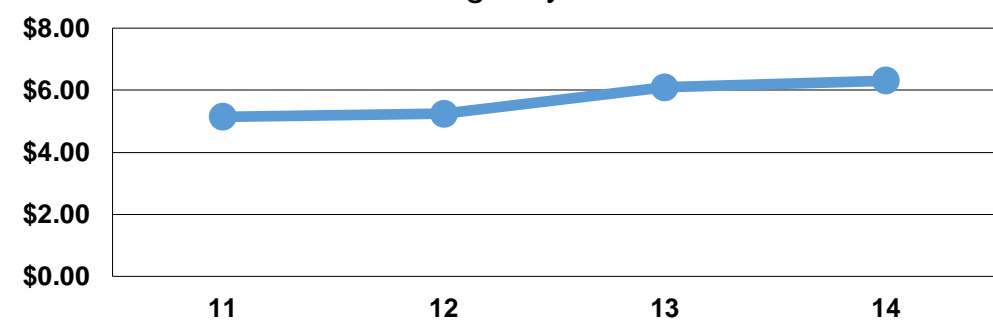
Service Efficiency

Mode	Operating Expenses per Vehicle Revenue Mile	Operating Expenses per Vehicle Revenue Hour
Demand Response	\$6.30	\$35.69
Total	\$6.30	\$35.69

Service Effectiveness

Mode	Operating Expenses per Unlinked Passenger Trip	Unlinked Trips per Vehicle Revenue Mile	Unlinked Trips per Vehicle Revenue Hour
Demand Response	\$20.93	0.3	1.7
Total	\$20.93	0.3	1.7

Operating Expense per Vehicle Revenue Mile: Agency Total



Unlinked Passenger Trips per Vehicle Revenue Mile: Agency Total

