

# Muskogee County Public Transit Authority (Muskogee County Transit

MCT)

4401 Hayes ST.  
Muskogee, OK 74402

2014 Annual Agency Profile

Transportation Manager: Mr. Justin Neidel  
405-521-3490

## General Information

### Service Consumption

113,040 Annual Unlinked Trips (UPT)

### Service Supplied

818,908 Annual Vehicle Revenue Miles (VRM)

54,498 Annual Vehicle Revenue Hours (VRH)

### Summary of Operating Expenses (OE)

\$1,357,955 Total Operating Expenses

### Database Information

NTDID: 6R04-60203

Reporter Type: Rural General Public Transit

## Financial Information

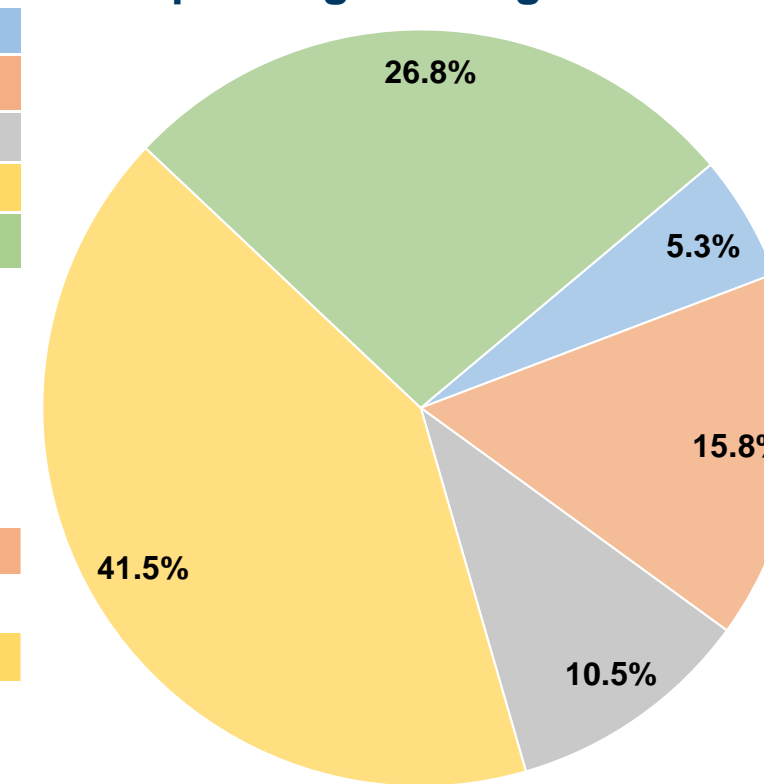
### Sources of Operating Funds Expended

Fare Revenues	\$72,512	5.3%
Local Funds	\$214,258	15.8%
State Funds	\$142,741	10.5%
Federal Assistance	\$563,916	41.5%
Other Funds	\$364,528	26.8%
<b>Total Operating Funds Expended</b>	<b>\$1,357,955</b>	<b>100.0%</b>

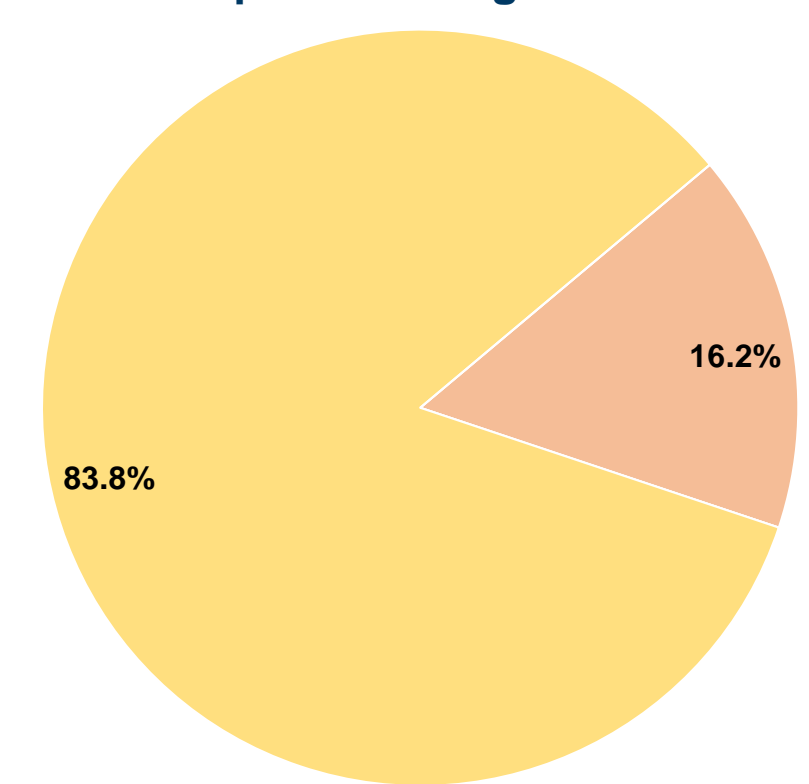
### Sources of Capital Funds Expended

Fare Revenues	\$0	0.0%
Local Funds	\$15,356	16.2%
State Funds	\$0	0.0%
Federal Assistance	\$79,175	83.8%
Other Funds	\$0	0.0%
<b>Total Capital Funds Expended</b>	<b>\$94,531</b>	<b>100.0%</b>

### Operating Funding Sources



### Capital Funding Sources



## Modal Characteristics

### Operation Characteristics

#### Vehicles Operated at Maximum Service

Mode	Directly Operated	Purchased Transportation	Operating Expenses	Fare Revenues	Uses of Capital Funds	Annual Unlinked Trips	Annual Vehicle Revenue Miles	Annual Vehicle Revenue Hours
Demand Response	33	-	\$1,188,114	\$63,443	\$94,531	68,460	716,486	47,670
Bus	7	-	\$169,841	\$9,069	\$0	44,580	102,422	6,828
<b>Total</b>	<b>40</b>	<b>-</b>	<b>\$1,357,955</b>	<b>\$72,512</b>	<b>\$94,531</b>	<b>113,040</b>	<b>818,908</b>	<b>54,498</b>

### Performance Measures


#### Service Efficiency

Mode	Operating Expenses per Vehicle Revenue Mile	Operating Expenses per Vehicle Revenue Hour
Demand Response	\$1.66	\$24.92
Bus	\$1.66	\$24.87
<b>Total</b>	<b>\$1.66</b>	<b>\$24.92</b>

#### Service Effectiveness

Mode	Operating Expenses per Unlinked Passenger Trip	Unlinked Trips per Vehicle Revenue Mile	Unlinked Trips per Vehicle Revenue Hour
Demand Response	\$17.35	0.1	1.4
Bus	\$3.81	0.4	6.5
<b>Total</b>	<b>\$12.01</b>	<b>0.1</b>	<b>2.1</b>

Operating Expense per Vehicle Revenue Mile: Agency Total



Unlinked Passenger Trips per Vehicle Revenue Mile: Agency Total

