

### General Information

#### Service Consumption

61,213 Annual Unlinked Trips (UPT)

#### Service Supplied

363,687 Annual Vehicle Revenue Miles (VRM)

26,598 Annual Vehicle Revenue Hours (VRH)

#### Summary of Operating Expenses (OE)

\$1,109,942 Total Operating Expenses

#### Database Information

NTDID: 6R05-60152

Reporter Type: Rural General Public Transit

### Financial Information

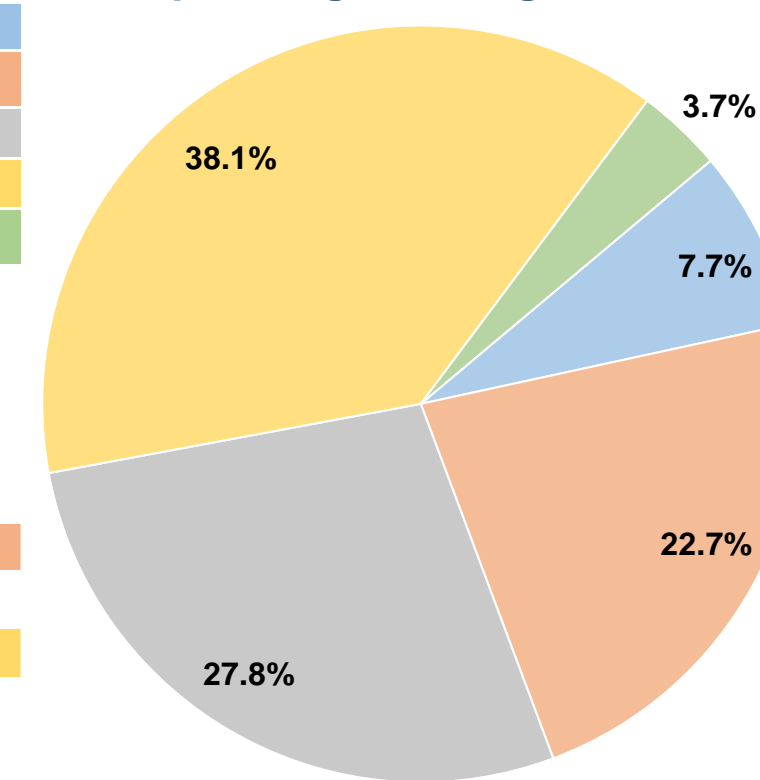
#### Sources of Operating Funds Expended

Fare Revenues	\$85,573	7.7%
Local Funds	\$252,058	22.7%
State Funds	\$308,162	27.8%
Federal Assistance	\$423,399	38.1%
Other Funds	\$40,750	3.7%
<b>Total Operating Funds Expended</b>	<b>\$1,109,942</b>	<b>100.0%</b>

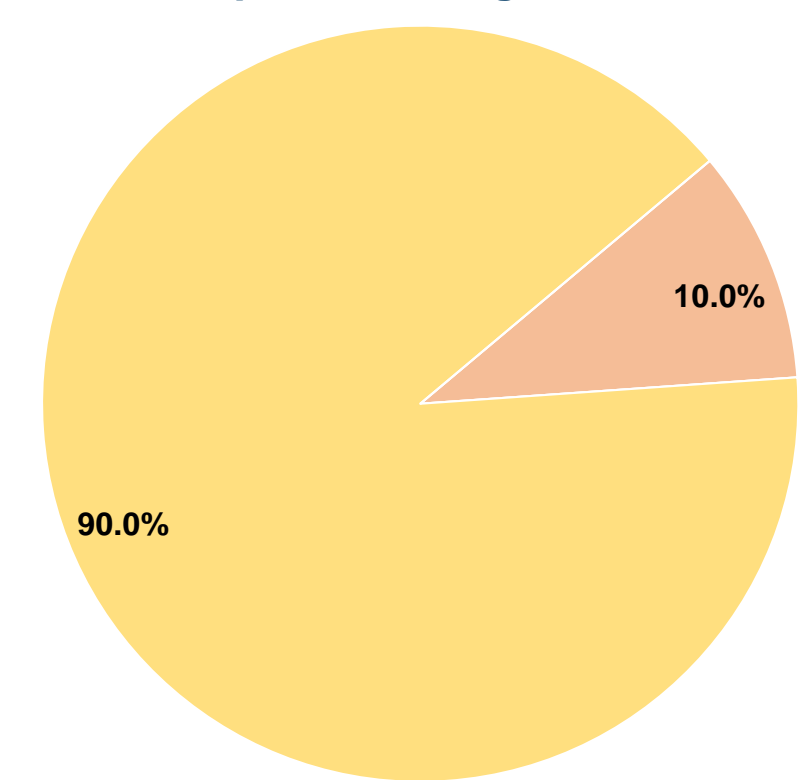
#### Sources of Capital Funds Expended

Fare Revenues	\$0	0.0%
Local Funds	\$1,377	10.0%
State Funds	\$0	0.0%
Federal Assistance	\$12,396	90.0%
Other Funds	\$0	0.0%
<b>Total Capital Funds Expended</b>	<b>\$13,773</b>	<b>100.0%</b>

#### Operating Funding Sources



#### Capital Funding Sources



### Modal Characteristics

#### Operation Characteristics

#### Vehicles Operated at Maximum Service

Mode	Directly Operated	Purchased Transportation	Operating Expenses	Fare Revenues	Uses of Capital Funds	Annual Unlinked Trips	Annual Vehicle Revenue Miles	Annual Vehicle Revenue Hours
Demand Response	14	-	\$862,425	\$66,490	\$10,702	46,351	276,402	20,214
Bus	4	-	\$247,517	\$19,083	\$3,071	14,862	87,285	6,384
<b>Total</b>	<b>18</b>	<b>-</b>	<b>\$1,109,942</b>	<b>\$85,573</b>	<b>\$13,773</b>	<b>61,213</b>	<b>363,687</b>	<b>26,598</b>

#### Performance Measures


#### Service Efficiency

Mode	Operating Expenses per Vehicle Revenue Mile	Operating Expenses per Vehicle Revenue Hour
Demand Response	\$3.12	\$42.66
Bus	\$2.84	\$38.77
<b>Total</b>	<b>\$3.05</b>	<b>\$41.73</b>

#### Service Effectiveness

Mode	Operating Expenses per Unlinked Passenger Trip	Unlinked Trips per Vehicle Revenue Mile	Unlinked Trips per Vehicle Revenue Hour
Demand Response	\$18.61	0.2	2.3
Bus	\$16.65	0.2	2.3
<b>Total</b>	<b>\$18.13</b>	<b>0.2</b>	<b>2.3</b>

Operating Expense per Vehicle Revenue Mile: Agency Total



Unlinked Passenger Trips per Vehicle Revenue Mile: Agency Total

