

## General Information

### Service Consumption

164,819 Annual Unlinked Trips (UPT)

### Service Supplied

1,137,589 Annual Vehicle Revenue Miles (VRM)

50,642 Annual Vehicle Revenue Hours (VRH)

### Summary of Operating Expenses (OE)

\$3,453,728 Total Operating Expenses

### Database Information

NTDID: 6R05-60159

Reporter Type: Rural General Public Transit

## Financial Information

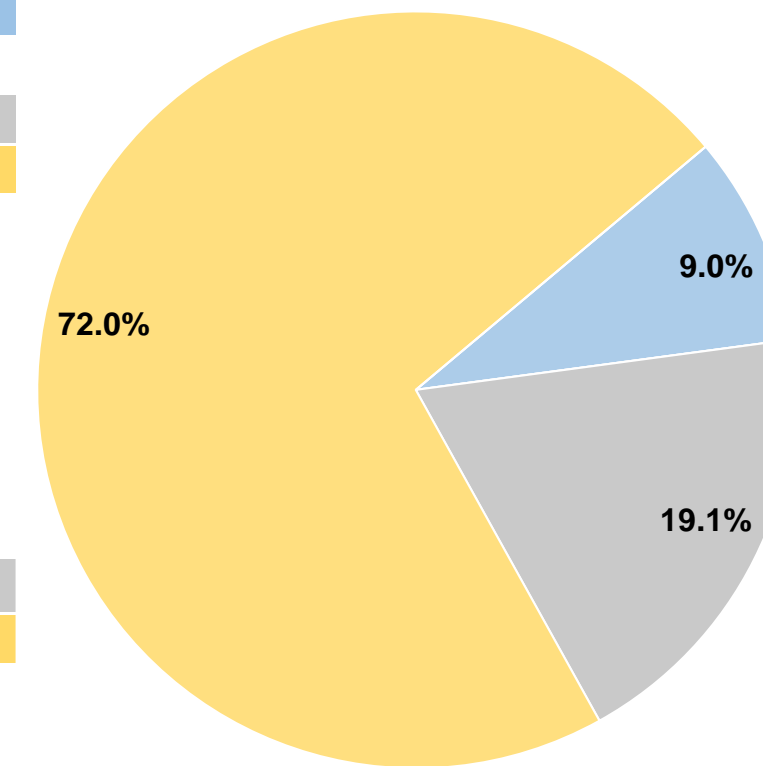
### Sources of Operating Funds Expended

Fare Revenues	\$310,456	9.0%
Local Funds	\$0	0.0%
State Funds	\$658,122	19.1%
Federal Assistance	\$2,485,150	72.0%
Other Funds	\$0	0.0%
<b>Total Operating Funds Expended</b>	<b>\$3,453,728</b>	<b>100.0%</b>

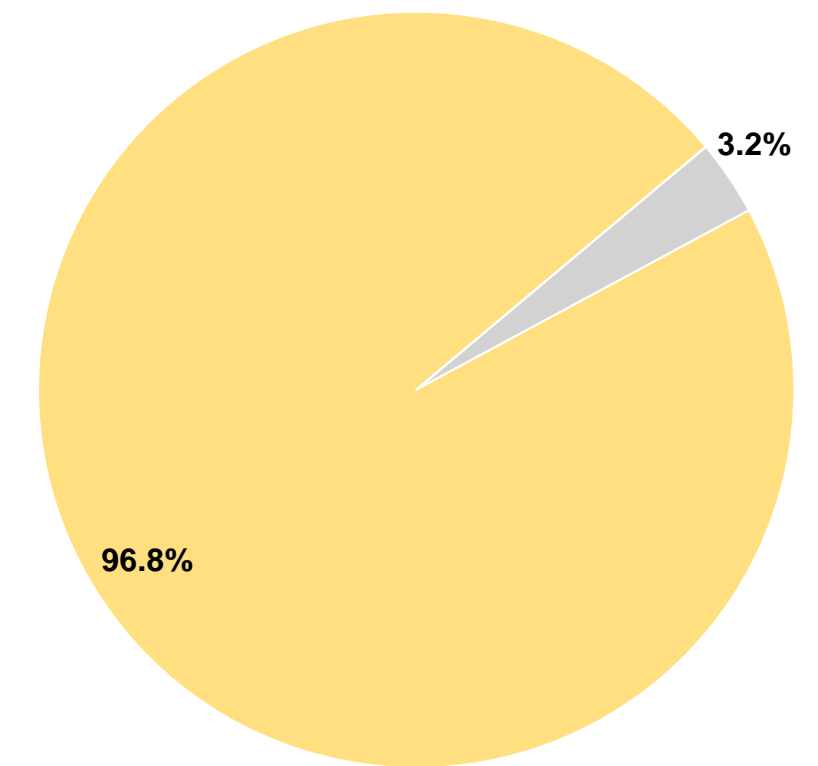
### Sources of Capital Funds Expended

Fare Revenues	\$0	0.0%
Local Funds	\$0	0.0%
State Funds	\$12,024	3.2%
Federal Assistance	\$358,964	96.8%
Other Funds	\$0	0.0%
<b>Total Capital Funds Expended</b>	<b>\$370,988</b>	<b>100.0%</b>

### Operating Funding Sources



### Capital Funding Sources



## Modal Characteristics

### Operation Characteristics

#### Vehicles Operated at Maximum Service

Mode	Directly Operated	Purchased Transportation	Operating Expenses	Fare Revenues	Uses of Capital Funds	Annual Unlinked Trips	Annual Vehicle Revenue Miles	Annual Vehicle Revenue Hours
Commuter Bus	15	-	\$932,507	\$83,823	\$100,167	49,869	303,646	9,859
Demand Response	42	-	\$2,521,221	\$226,633	\$270,821	114,950	833,943	40,783
<b>Total</b>	<b>57</b>	<b>-</b>	<b>\$3,453,728</b>	<b>\$310,456</b>	<b>\$370,988</b>	<b>164,819</b>	<b>1,137,589</b>	<b>50,642</b>

### Performance Measures


#### Service Efficiency

Mode	Operating Expenses per Vehicle Revenue Mile	Operating Expenses per Vehicle Revenue Hour
Commuter Bus	\$3.07	\$94.58
Demand Response	\$3.02	\$61.82
<b>Total</b>	<b>\$3.04</b>	<b>\$68.20</b>

#### Service Effectiveness

Mode	Operating Expenses per Unlinked Passenger Trip	Unlinked Trips per Vehicle Revenue Mile	Unlinked Trips per Vehicle Revenue Hour
Commuter Bus	\$18.70	0.2	5.1
Demand Response	\$21.93	0.1	2.8
<b>Total</b>	<b>\$20.95</b>	<b>0.1</b>	<b>3.3</b>

Operating Expense per Vehicle Revenue Mile: Agency Total



Unlinked Passenger Trips per Vehicle Revenue Mile: Agency Total

