

**General Information**

**Financial Information**

**Service Consumption**

141,175 Annual Unlinked Trips (UPT)

**Service Supplied**

1,911,079 Annual Vehicle Revenue Miles (VRM)  
 89,752 Annual Vehicle Revenue Hours (VRH)

**Summary of Operating Expenses (OE)**

\$4,943,084 Total Operating Expenses

**Database Information**

NTDID: 6R05-60243

Reporter Type: Rural General Public Transit

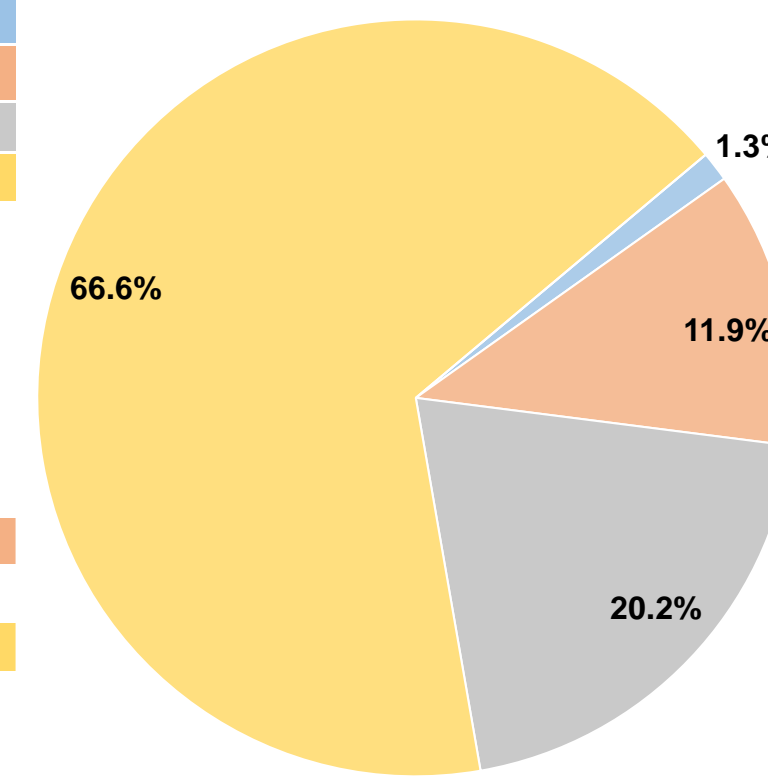
**Sources of Operating Funds Expended**

Fare Revenues	\$63,271	1.3%
Local Funds	\$585,780	11.9%
State Funds	\$1,000,572	20.2%
Federal Assistance	\$3,293,461	66.6%
Other Funds	\$0	0.0%
<b>Total Operating Funds Expended</b>	<b>\$4,943,084</b>	<b>100.0%</b>

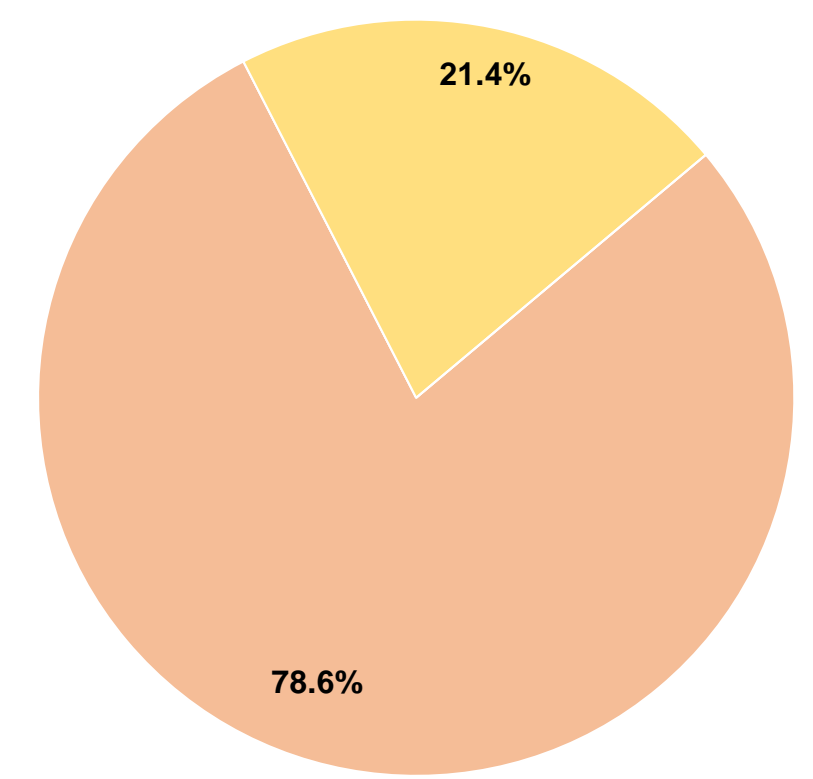
**Sources of Capital Funds Expended**

Fare Revenues	\$0	0.0%
Local Funds	\$187,588	78.6%
State Funds	\$0	0.0%
Federal Assistance	\$51,200	21.4%
Other Funds	\$0	0.0%
<b>Total Capital Funds Expended</b>	<b>\$238,788</b>	<b>100.0%</b>

**Operating Funding Sources**



**Capital Funding Sources**



**Modal Characteristics**

**Operation Characteristics**

**Vehicles Operated at Maximum Service**

Mode	Directly Operated	Purchased Transportation	Operating Expenses	Fare Revenues	Uses of Capital Funds	Annual Unlinked Trips	Annual Vehicle Revenue Miles	Annual Vehicle Revenue Hours
Demand Response	102	-	\$4,943,084	\$63,271	\$238,788	141,175	1,911,079	89,752
<b>Total</b>	<b>102</b>	<b>-</b>	<b>\$4,943,084</b>	<b>\$63,271</b>	<b>\$238,788</b>	<b>141,175</b>	<b>1,911,079</b>	<b>89,752</b>

**Performance Measures**

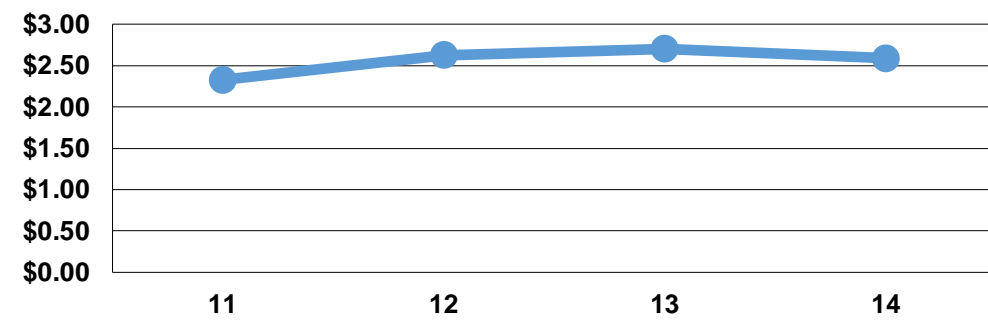
**Service Efficiency**

Mode	Operating Expenses per Vehicle Revenue Mile	Operating Expenses per Vehicle Revenue Hour
Demand Response	\$2.59	\$55.07
<b>Total</b>	<b>\$2.59</b>	<b>\$55.07</b>

**Service Effectiveness**

Mode	Operating Expenses per Unlinked Passenger Trip	Unlinked Trips per Vehicle Revenue Mile	Unlinked Trips per Vehicle Revenue Hour
Demand Response	\$35.01	0.1	1.6
<b>Total</b>	<b>\$35.01</b>	<b>0.1</b>	<b>1.6</b>

Operating Expense per Vehicle Revenue Mile: Agency Total



Unlinked Passenger Trips per Vehicle Revenue Mile: Agency Total

