

## General Information

### Service Consumption

158,305 Annual Unlinked Trips (UPT)

### Service Supplied

1,170,027 Annual Vehicle Revenue Miles (VRM)

57,269 Annual Vehicle Revenue Hours (VRH)

### Summary of Operating Expenses (OE)

\$2,730,317 Total Operating Expenses

### Database Information

NTDID: 6R05-60256

Reporter Type: Rural General Public Transit

## Financial Information

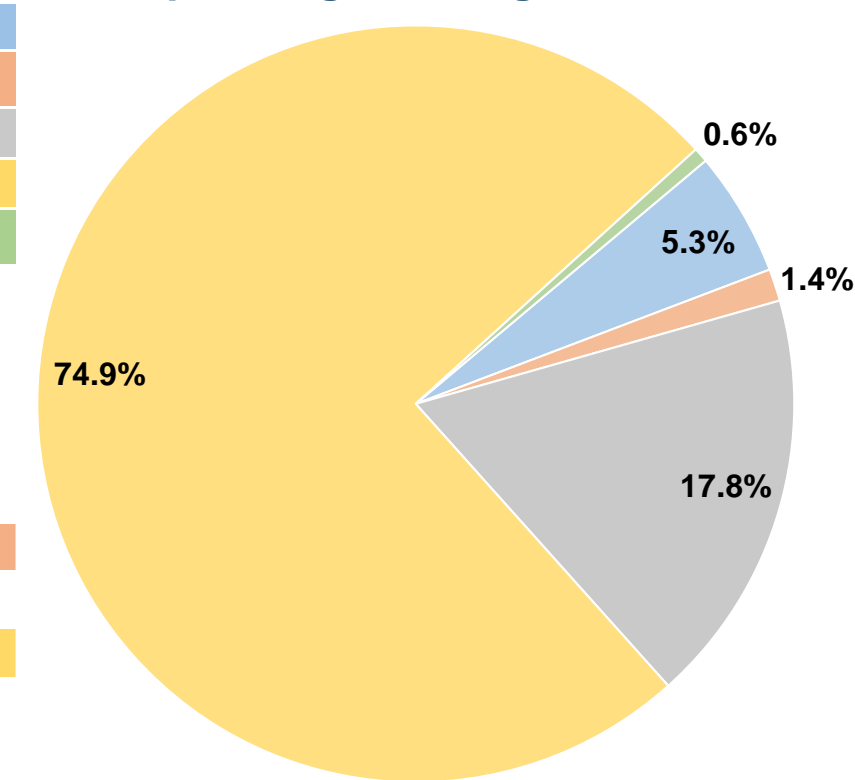
### Sources of Operating Funds Expended

Fare Revenues	\$145,727	5.3%
Local Funds	\$37,445	1.4%
State Funds	\$485,451	17.8%
Federal Assistance	\$2,044,592	74.9%
Other Funds	\$17,102	0.6%
<b>Total Operating Funds Expended</b>	<b>\$2,730,317</b>	<b>100.0%</b>

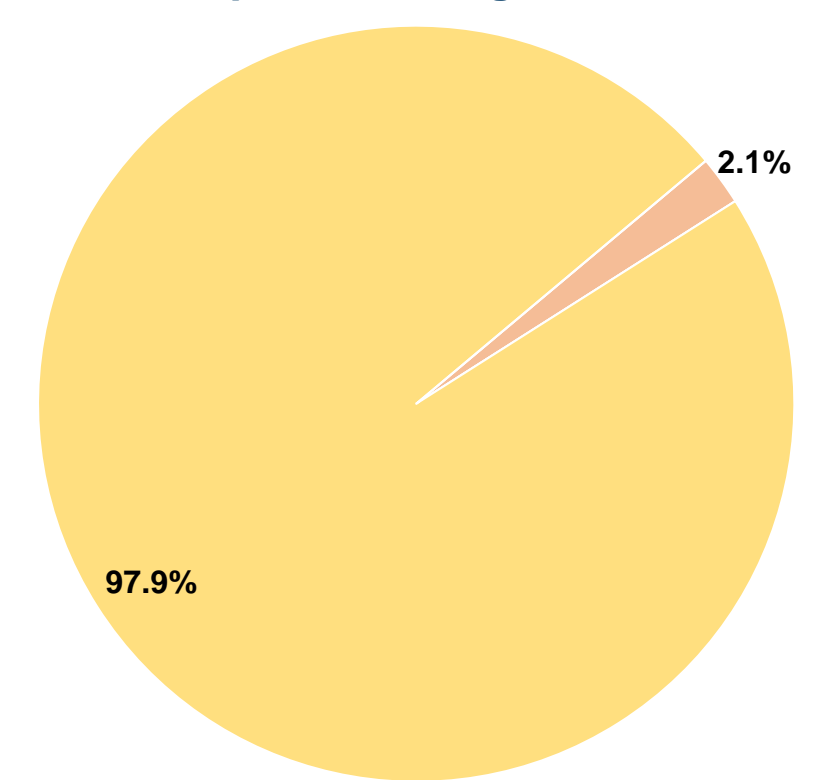
### Sources of Capital Funds Expended

Fare Revenues	\$0	0.0%
Local Funds	\$17,687	2.1%
State Funds	\$0	0.0%
Federal Assistance	\$821,969	97.9%
Other Funds	\$0	0.0%
<b>Total Capital Funds Expended</b>	<b>\$839,656</b>	<b>100.0%</b>

### Operating Funding Sources



### Capital Funding Sources



## Modal Characteristics

### Operation Characteristics

#### Vehicles Operated at Maximum Service

Mode	Directly Operated	Purchased Transportation	Operating Expenses	Fare Revenues	Uses of Capital Funds	Annual Unlinked Trips	Annual Vehicle Revenue Miles	Annual Vehicle Revenue Hours
Demand Response	67	-	\$2,730,317	\$145,727	\$839,656	158,305	1,170,027	57,269
<b>Total</b>	<b>67</b>	<b>-</b>	<b>\$2,730,317</b>	<b>\$145,727</b>	<b>\$839,656</b>	<b>158,305</b>	<b>1,170,027</b>	<b>57,269</b>

### Performance Measures

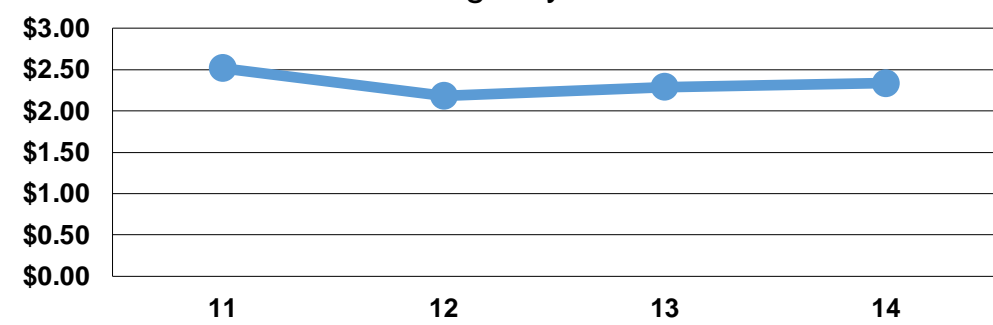
#### Service Efficiency

Mode	Operating Expenses per Vehicle Revenue Mile	Operating Expenses per Vehicle Revenue Hour
Demand Response	\$2.33	\$47.68
<b>Total</b>	<b>\$2.33</b>	<b>\$47.68</b>

#### Service Effectiveness

Mode	Operating Expenses per Unlinked Passenger Trip	Unlinked Trips per Vehicle Revenue Mile	Unlinked Trips per Vehicle Revenue Hour
Demand Response	\$17.25	0.1	2.8
<b>Total</b>	<b>\$17.25</b>	<b>0.1</b>	<b>2.8</b>

Operating Expense per Vehicle Revenue Mile: Agency Total



Unlinked Passenger Trips per Vehicle Revenue Mile: Agency Total

