

General Information

Urbanized Area Statistics - 2010 Census

Davenport, IA-IL
138 Square Miles
280,051 Population
134 Pop. Rank out of 498 UZAs
Other UZAs Served
0 Iowa Non-UZA

Service Consumption
1,620,253 Annual Passenger Miles (PMT)
178,205 Annual Unlinked Trips (UPT)
691 Average Weekday Unlinked Trips
53 Average Saturday Unlinked Trips
5 Average Sunday Unlinked Trips

Database Information
NTDID: 70049
Reporter Type: Full Reporter

Service Area Statistics
2,172 Square Miles
539,775 Population

Service Supplied
612,652 Annual Vehicle Revenue Miles (VRM)
42,894 Annual Vehicle Revenue Hours (VRH)
49 Vehicles Operated in Maximum Service (VOMS)
77 Vehicles Available for Maximum Service (VAMS)

Modal Characteristics

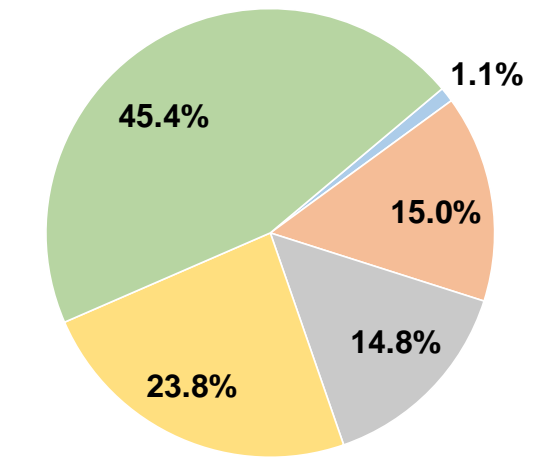
Modal Overview	Vehicles Operated in Maximum Service		Uses of Capital Funds					Total
	Directly Operated	Purchased Transportation	Revenue Vehicles	Systems and Guideways	Facilities and Stations	Other		
Demand Response	39 ²	9 [~]	\$0	\$80,853	\$0	\$0	\$80,853	
Bus	-	1 [~]	\$0	\$0	\$0	\$0	\$0	
Total	39	10	\$0	\$80,853	\$0	\$0	\$80,853	

Financial Information

Sources of Operating Funds Expended

Fare Revenues	\$25,146	1.1%
Local Funds	\$350,963	15.0%
State Funds	\$346,955	14.8%
Federal Assistance	\$558,259	23.8%
Other Funds	\$1,065,627	45.4%
Total Operating Funds Expended	\$2,346,950	100.0%

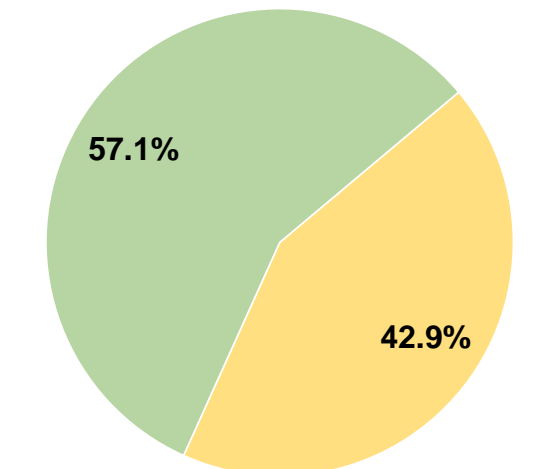
Operating Funding Sources



Sources of Capital Funds Expended

Fare Revenues	\$0	0.0%
Local Funds	\$0	0.0%
State Funds	\$0	0.0%
Federal Assistance	\$34,651	42.9%
Other Funds	\$46,202	57.1%
Total Capital Funds Expended	\$80,853	100.0%

Capital Funding Sources



Summary of Operating Expenses (OE)

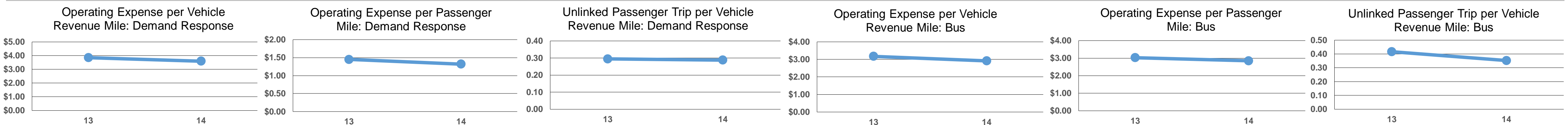
Salary, Wages, Benefits	\$1,035,725	47.5%
Materials and Supplies	\$365,579	16.8%
Purchased Transportation	\$623,121	28.6%
Other Operating Expenses	\$157,475	7.2%
Total Operating Expenses	\$2,181,900	100.0%
Reconciling OE Cash Expenditures	\$0	
Purchased Transportation (Reported Separately)	\$165,050 *	

Operation Characteristics

Mode	Operating Expenses	Fare Revenues	Uses of Capital Funds	Annual Passenger Miles	Annual Unlinked Trips	Annual Vehicle Revenue Miles	Annual Vehicle Revenue Hours	Fixed Guideway Directional Route Miles	Vehicles Available for Maximum Service	Vehicles Operated in Maximum Service	Average Percent Spare Vehicles	Average Fleet Age in Years ¹
Demand Response	\$2,094,621 [~]	\$455,147 [~]	\$80,853	1,589,657	167,645	582,713	40,995	0.0	76	48 [~]	36.8%	6.2
Bus	\$87,279 [~]	\$5,492 [~]	\$0	30,596	10,560	29,939	1,899	0.0	1	1 [~]	0.0%	5.0
Total	\$2,181,900	\$460,639	\$80,853	1,620,253	178,205	612,652	42,894	0.0	77	49	36.4%	

Performance Measures

Mode	Service Efficiency		Service Effectiveness				
	Operating Expenses per Vehicle Revenue Mile	Operating Expenses per Vehicle Revenue Hour	Mode	Operating Expenses per Passenger Mile	Operating Expenses per Unlinked Passenger Trip	Unlinked Trips per Vehicle Revenue Mile	Unlinked Trips per Vehicle Revenue Hour
Demand Response	\$3.59	\$51.09	Demand Response	\$1.32	\$12.49	0.3	4.1
Bus	\$2.92	\$45.96	Bus	\$2.85	\$8.27	0.4	5.6
Total	\$3.56	\$50.87	Total	\$1.35	\$12.24	0.3	4.2



Notes:

- ¹Demand Response - Taxi (DT) and non-dedicated fleets do not report fleet age data.
- ²Includes data for a contract with another reporter.
- [~]Excludes data for purchased transportation filed separately.
- *This agency has a purchased transportation relationship in which they sell service to Davenport Public Transit (NTDID: 70009), and in which the data are captured in this report for mode MB/PT.
- *This agency has a purchased transportation relationship in which they sell service to Bettendorf Transit System (NTDID: 70007), and in which the data are captured in another report for mode MB/PT.
- *This agency has a purchased transportation relationship in which they sell service to Davenport Public Transit (NTDID: 70009), and in which the data are captured in this report for mode DR/PT.
- *This agency has a purchased transportation relationship in which they sell service to Bettendorf Transit System (NTDID: 70007), and in which the data are captured in another report for mode DR/PT.