

General Information

Urbanized Area (UZA) Statistics - 2010 Census

Wichita, KS
215 **Square Miles**
472,870 **Population**
83 **Pop. Rank out of 498 UZAs**

Service Area Statistics

10 **Square Miles**
22,943 **Population**

Service Consumption

9,538 **Annual Unlinked Trips (UPT)**

Service Supplied

23,703 **Annual Vehicle Revenue Miles (VRM)**
2,292 **Annual Vehicle Revenue Hours (VRH)**

Database Information

NTDID: 70055

Reporter Type: Small Systems Reporter

Financial Information

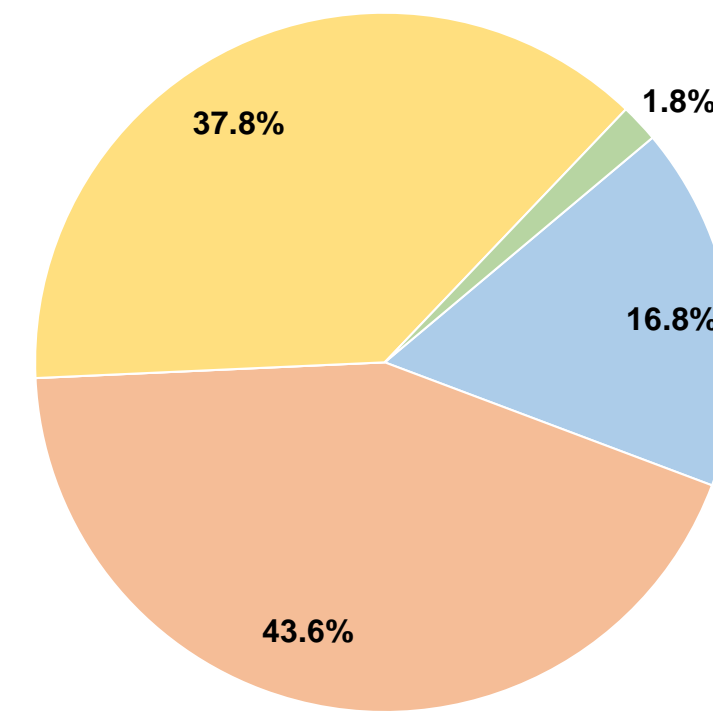
Sources of Operating Funds Expended

Fare Revenues	\$18,409	16.8%
Local Funds	\$47,632	43.6%
State Funds	\$0	0.0%
Federal Assistance	\$41,373	37.8%
Other Funds	\$1,937	1.8%
Total Operating Funds Expended	\$109,351	100.0%

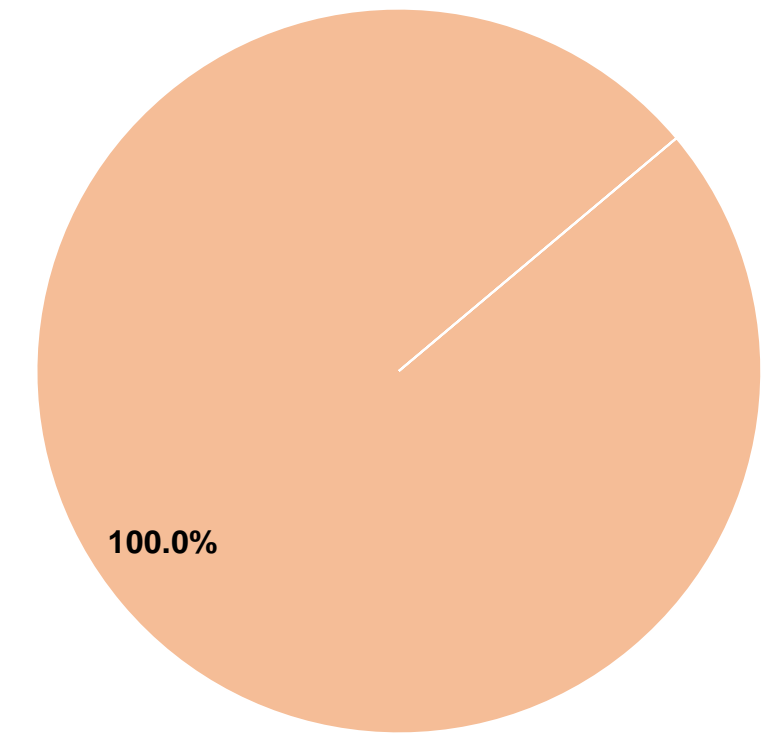
Sources of Capital Funds Expended

Fare Revenues	\$0	0.0%
Local Funds	\$68,690	100.0%
State Funds	\$0	0.0%
Federal Assistance	\$0	0.0%
Other Funds	\$0	0.0%
Total Capital Funds Expended	\$68,690	100.0%

Operating Funding Sources



Capital Funding Sources



Modal Characteristics

Operation Characteristics

Vehicles Operated at Maximum Service

Mode	Directly Operated	Purchased Transportation	Operating Expenses	Fare Revenues	Uses of Capital Funds	Annual Unlinked Trips	Annual Vehicle Revenue Miles	Annual Vehicle Revenue Hours	Average Fleet Age in Years ¹
Demand Response	1	-	\$109,351	\$18,409	\$68,690	9,538	23,703	2,292	0.0
Total	1	-	\$109,351	\$18,409	\$68,690	9,538	23,703	2,292	

Performance Measures

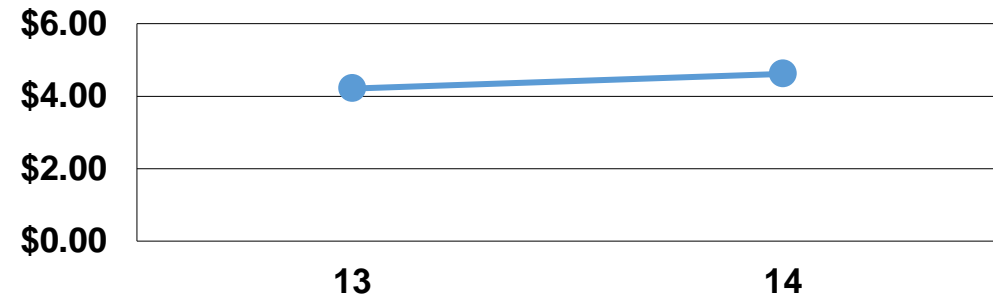
Service Efficiency

Mode	Operating Expenses per Vehicle Revenue Mile	Operating Expenses per Vehicle Revenue Hour
Demand Response	\$4.61	\$47.71
Total	\$4.61	\$47.71

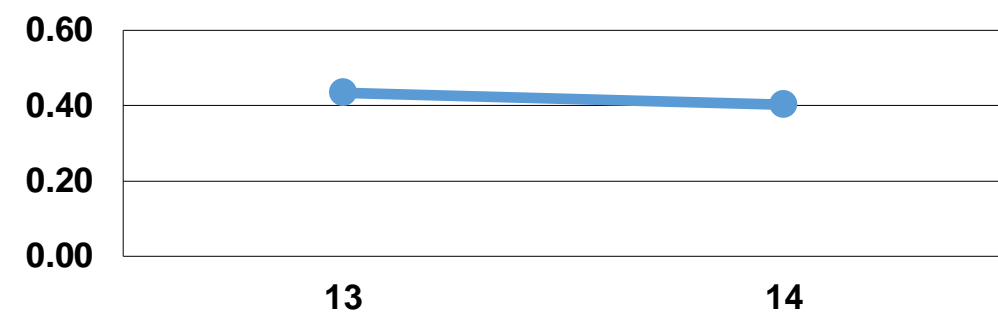
Service Effectiveness

Mode	Operating Expenses per Unlinked Passenger Trip	Unlinked Trips per Vehicle Revenue Mile	Unlinked Trips per Vehicle Revenue Hour
Demand Response	\$11.46	0.4	4.2
Total	\$11.46	0.4	4.2

Operating Expense per Vehicle Revenue Mile: Demand Response



Unlinked Passenger Trips per Vehicle Revenue Mile: Demand Response



Notes:

¹Demand Response - Taxi (DT) and non-dedicated fleets do not report fleet age data.