

General Information

Federally Recognized Tribal Statistical Areas

203 Ponca (NE) Trust Land, NE--IA

Service Consumption

4,666 Annual Unlinked Trips (UPT)

Service Supplied

120,051 Annual Vehicle Revenue Miles (VRM)

4,678 Annual Vehicle Revenue Hours (VRH)

Database Information

NTDID: 77063

Reporter Type: Tribal Reporter

Financial Information

Sources of Operating Funds Expended

Fare Revenues	\$1,705	0.6%
Local Funds	\$0	0.0%
State Funds	\$0	0.0%
Federal Assistance	\$265,249	99.4%
Other Funds	\$0	0.0%
Total Operating Funds Expended	\$266,954	100.0%

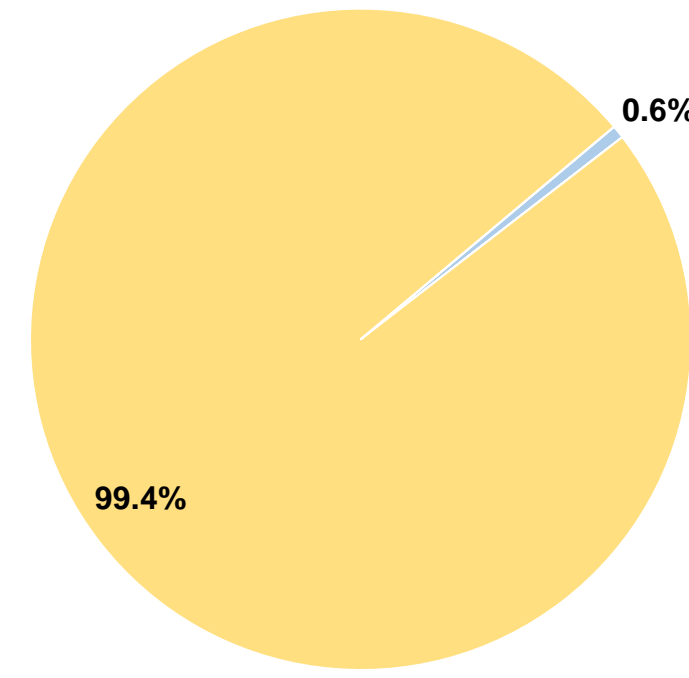
Total Operating Funds Expended

Sources of Capital Funds Expended

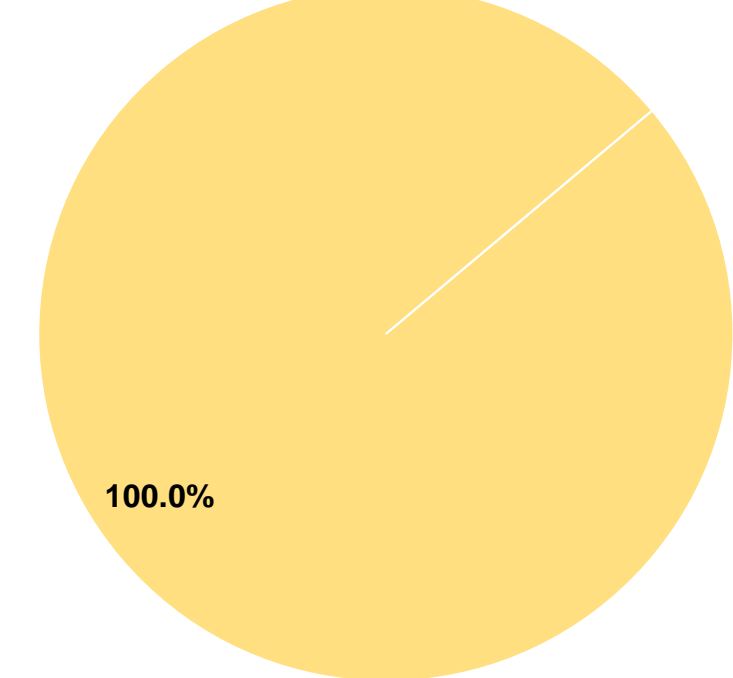
Fare Revenues	\$0	0.0%
Local Funds	\$0	0.0%
State Funds	\$0	0.0%
Federal Assistance	\$101,665	100.0%
Other Funds	\$0	0.0%
Total Capital Funds Expended	\$101,665	100.0%

Total Capital Funds Expended

Operating Funding Sources



Capital Funding Sources



Modal Characteristics

Operation Characteristics

Vehicles Operated at Maximum Service

Mode	Directly Operated	Purchased Transportation	Operating Expenses	Fare Revenues	Uses of Capital Funds	Annual Unlinked Trips	Annual Vehicle Revenue Miles	Annual Vehicle Revenue Hours	Average Fleet Age in Years ¹
Demand Response	9	-	\$266,954	\$1,705	\$101,665	4,666	120,051	4,678	1.9
Total	9	-	\$266,954	\$1,705	\$101,665	4,666	120,051	4,678	

Performance Measures

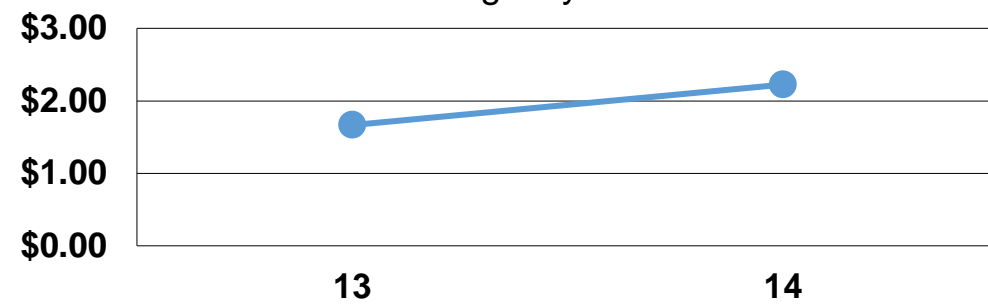
Service Efficiency

Mode	Operating Expenses per Vehicle Revenue Mile	Operating Expenses per Vehicle Revenue Hour
Demand Response	\$2.22	\$57.07
Total	\$2.22	\$57.07

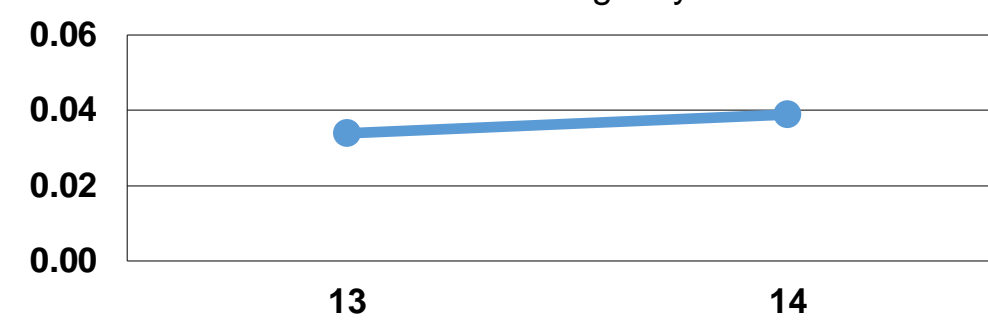
Service Effectiveness

Mode	Operating Expenses per Unlinked Passenger Trip	Unlinked Trips per Vehicle Revenue Mile	Unlinked Trips per Vehicle Revenue Hour
Demand Response	\$57.21	0.0	1.0
Total	\$57.21	0.0	1.0

Operating Expense per Vehicle Revenue Mile: Agency Total



Unlinked Passenger Trips per Vehicle Revenue Mile: Agency Total



Notes:

¹Demand Response - Taxi (DT) and non-dedicated fleets do not report fleet age data.