

# Marshalltown Municipal Transit (MMT)

2014 Annual Agency Profile

Transit Programs Manager: Mr. Randy Barton  
515-239-1872

## General Information

## Financial Information

### Service Consumption

105,269 Annual Unlinked Trips (UPT)

### Service Supplied

129,675 Annual Vehicle Revenue Miles (VRM)  
8,031 Annual Vehicle Revenue Hours (VRH)

### Summary of Operating Expenses (OE)

\$995,830 Total Operating Expenses

### Database Information

NTDID: 7R01-70092

Reporter Type: Rural General Public Transit

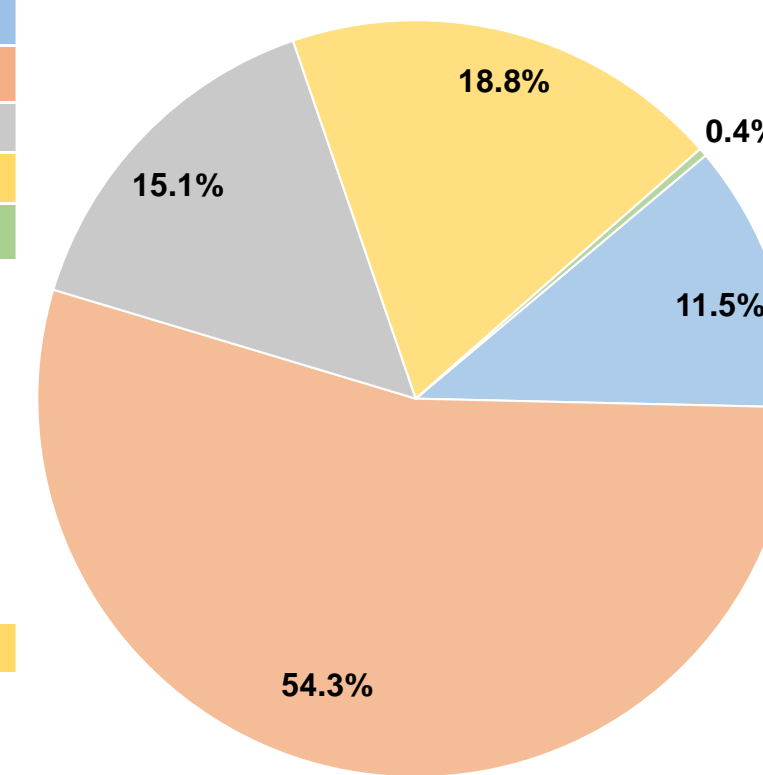
### Sources of Operating Funds Expended

Fare Revenues	\$114,266	11.5%
Local Funds	\$540,579	54.3%
State Funds	\$150,308	15.1%
Federal Assistance	\$187,127	18.8%
Other Funds	\$3,550	0.4%
<b>Total Operating Funds Expended</b>	<b>\$995,830</b>	<b>100.0%</b>

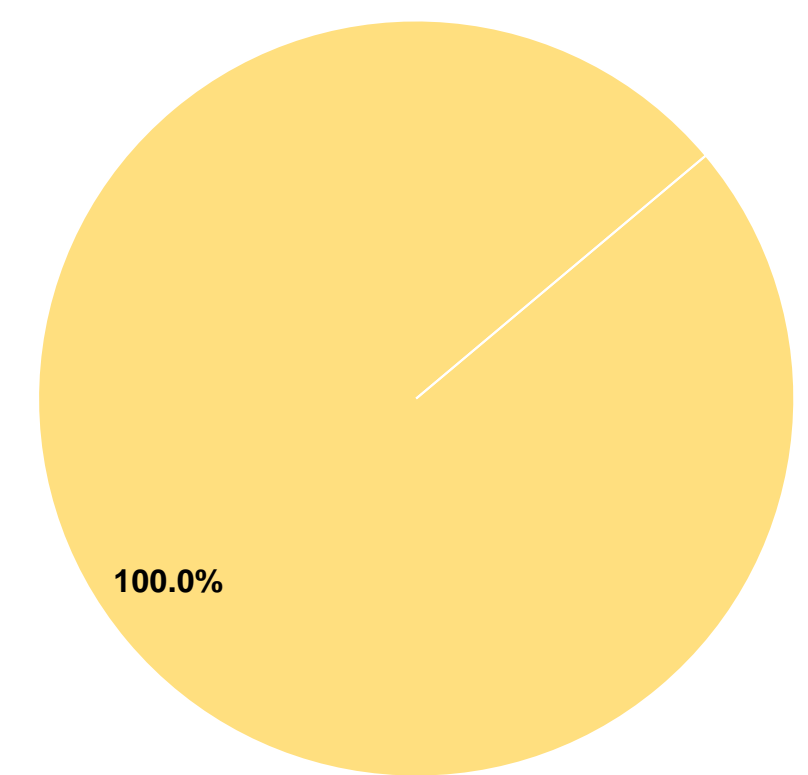
### Sources of Capital Funds Expended

Fare Revenues	\$0	0.0%
Local Funds	\$0	0.0%
State Funds	\$0	0.0%
Federal Assistance	\$297,970	100.0%
Other Funds	\$0	0.0%
<b>Total Capital Funds Expended</b>	<b>\$297,970</b>	<b>100.0%</b>

### Operating Funding Sources



### Capital Funding Sources



## Modal Characteristics

### Operation Characteristics

#### Vehicles Operated at Maximum Service

Mode	Directly Operated	Purchased Transportation	Operating Expenses	Fare Revenues	Uses of Capital Funds	Annual Unlinked Trips	Annual Vehicle Revenue Miles	Annual Vehicle Revenue Hours
Bus	6	-	\$995,830	\$114,266	\$297,970	105,269	129,675	8,031
<b>Total</b>	<b>6</b>	<b>-</b>	<b>\$995,830</b>	<b>\$114,266</b>	<b>\$297,970</b>	<b>105,269</b>	<b>129,675</b>	<b>8,031</b>

### Performance Measures

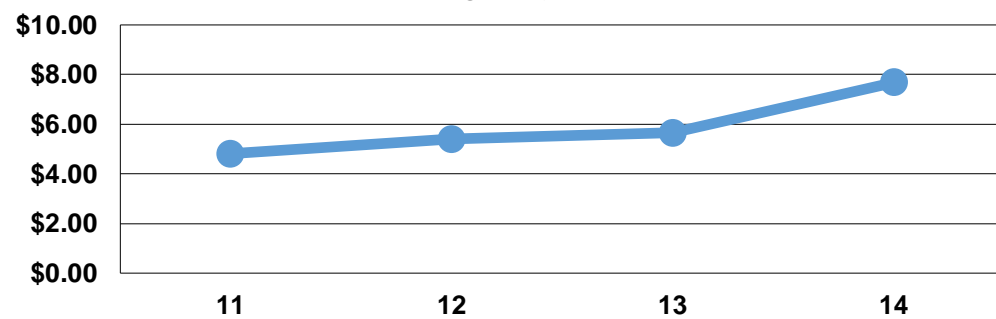
#### Service Efficiency

Mode	Operating Expenses per Vehicle Revenue Mile	Operating Expenses per Vehicle Revenue Hour
Bus	\$7.68	\$124.00
<b>Total</b>	<b>\$7.68</b>	<b>\$124.00</b>

#### Service Effectiveness

Mode	Operating Expenses per Unlinked Passenger Trip	Unlinked Trips per Vehicle Revenue Mile	Unlinked Trips per Vehicle Revenue Hour
Bus	\$9.46	0.8	13.1
<b>Total</b>	<b>\$9.46</b>	<b>0.8</b>	<b>13.1</b>

Operating Expense per Vehicle Revenue Mile: Agency Total



Unlinked Passenger Trips per Vehicle Revenue Mile: Agency Total

