

Delaware, Dubuque & Jackson County Regional Transi (RTA)

2014 Annual Agency Profile

Transit Programs Manager: Mr. Randy Barton
 515-239-1872

General Information

Financial Information

Service Consumption

154,653 Annual Unlinked Trips (UPT)

Service Supplied

391,711 Annual Vehicle Revenue Miles (VRM)
 27,154 Annual Vehicle Revenue Hours (VRH)

Summary of Operating Expenses (OE)

\$1,508,821 Total Operating Expenses

Database Information

NTDID: 7R01-70136

Reporter Type: Rural General Public Transit

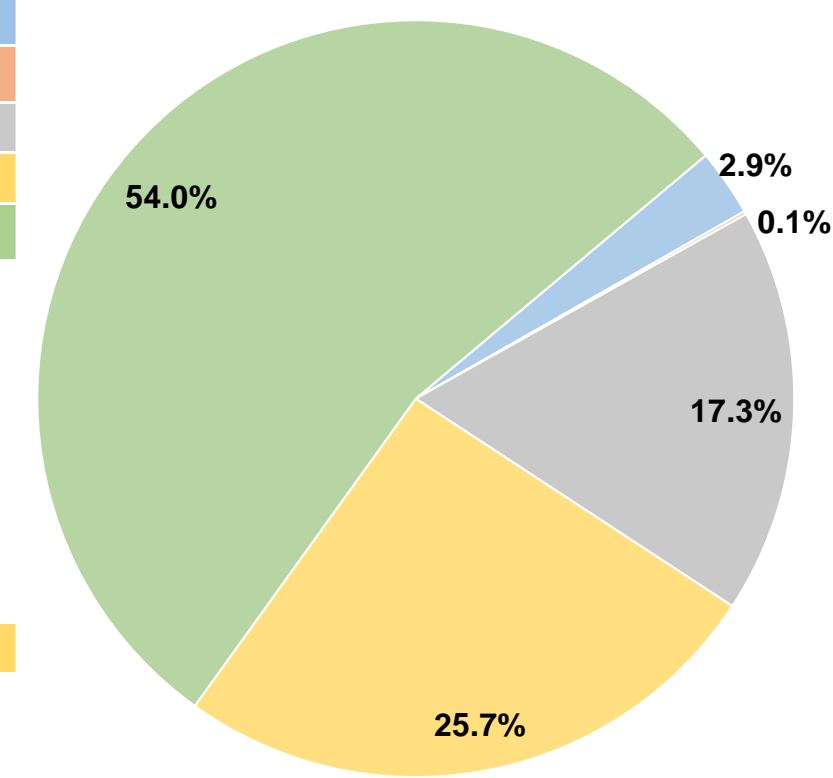
Sources of Operating Funds Expended

Fare Revenues	\$43,194	2.9%
Local Funds	\$2,101	0.1%
State Funds	\$261,666	17.3%
Federal Assistance	\$387,586	25.7%
Other Funds	\$814,274	54.0%
Total Operating Funds Expended	\$1,508,821	100.0%

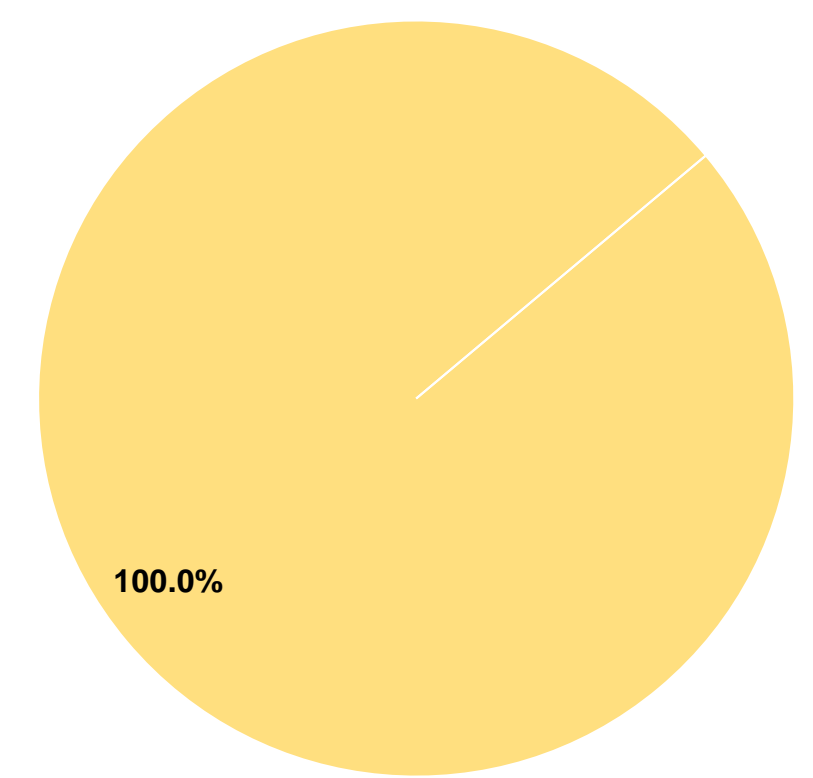
Sources of Capital Funds Expended

Fare Revenues	\$0	0.0%
Local Funds	\$0	0.0%
State Funds	\$0	0.0%
Federal Assistance	\$27,109	100.0%
Other Funds	\$0	0.0%
Total Capital Funds Expended	\$27,109	100.0%

Operating Funding Sources



Capital Funding Sources



Modal Characteristics

Operation Characteristics

Vehicles Operated at Maximum Service

Mode	Directly Operated	Purchased Transportation	Operating Expenses	Fare Revenues	Uses of Capital Funds	Annual Unlinked Trips	Annual Vehicle Revenue Miles	Annual Vehicle Revenue Hours
Demand Response	19	-	\$1,508,821	\$43,194	\$27,109	154,653	391,711	27,154
Total	19	-	\$1,508,821	\$43,194	\$27,109	154,653	391,711	27,154

Performance Measures

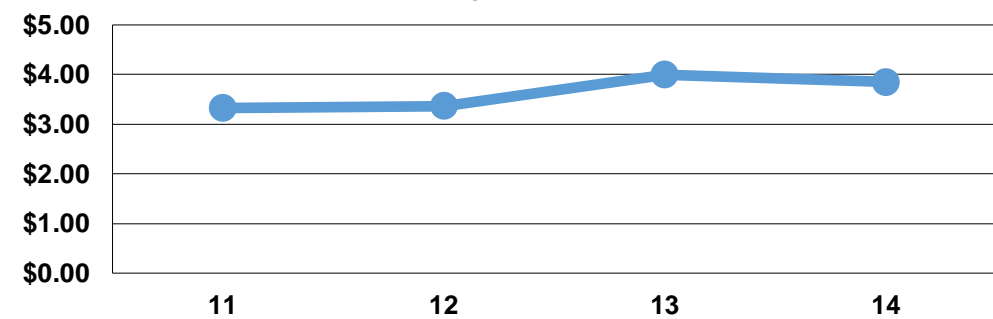
Service Efficiency

Mode	Operating Expenses per Vehicle Revenue Mile	Operating Expenses per Vehicle Revenue Hour
Demand Response	\$3.85	\$55.57
Total	\$3.85	\$55.57

Service Effectiveness

Mode	Operating Expenses per Unlinked Passenger Trip	Unlinked Trips per Vehicle Revenue Mile	Unlinked Trips per Vehicle Revenue Hour
Demand Response	\$9.76	0.4	5.7
Total	\$9.76	0.4	5.7

Operating Expense per Vehicle Revenue Mile: Agency Total



Unlinked Passenger Trips per Vehicle Revenue Mile: Agency Total

