

East Central Iowa Council of Governments (ECIT)

2014 Annual Agency Profile

Transit Programs Manager: Mr. Randy Barton
 515-239-1872

General Information

Financial Information

Service Consumption

0 Annual Unlinked Trips (UPT)

Service Supplied

0 Annual Vehicle Revenue Miles (VRM)

0 Annual Vehicle Revenue Hours (VRH)

Summary of Operating Expenses (OE)

\$0 Total Operating Expenses

Database Information

NTDID: 7R01-70138

Reporter Type: Rural General Public Transit

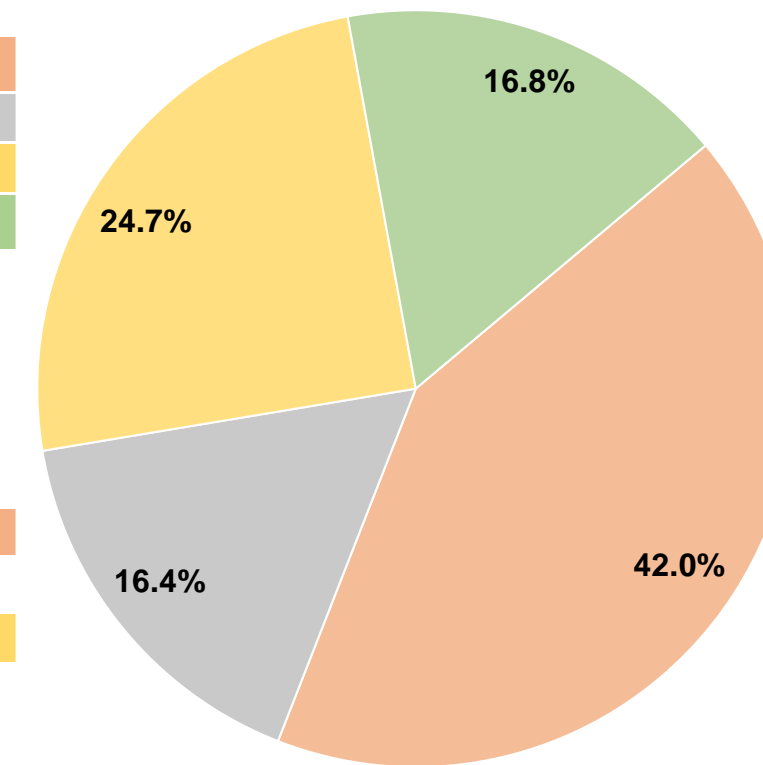
Sources of Operating Funds Expended

Fare Revenues	\$0	0.0%
Local Funds	\$1,070,307	42.0%
State Funds	\$418,513	16.4%
Federal Assistance	\$629,957	24.7%
Other Funds	\$426,930	16.8%
Total Operating Funds Expended	\$2,545,707	100.0%

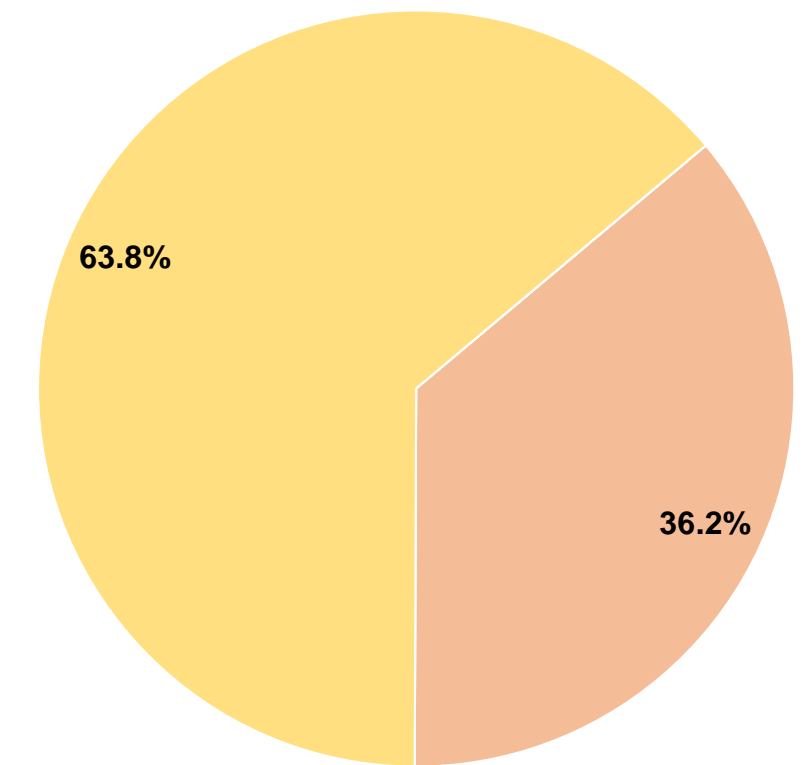
Sources of Capital Funds Expended

Fare Revenues	\$0	0.0%
Local Funds	\$65,288	36.2%
State Funds	\$0	0.0%
Federal Assistance	\$115,200	63.8%
Other Funds	\$0	0.0%
Total Capital Funds Expended	\$180,488	100.0%

Operating Funding Sources



Capital Funding Sources



Modal Characteristics

Operation Characteristics

Vehicles Operated at Maximum Service

Mode	Directly Operated	Purchased Transportation	Operating Expenses	Fare Revenues	Uses of Capital Funds	Annual Unlinked Trips	Annual Vehicle Revenue Miles	Annual Vehicle Revenue Hours
Demand Response	-	-	\$0	\$0	\$0	0	0	0
Total	-	-	\$0	\$0	\$0	0	0	0

Performance Measures

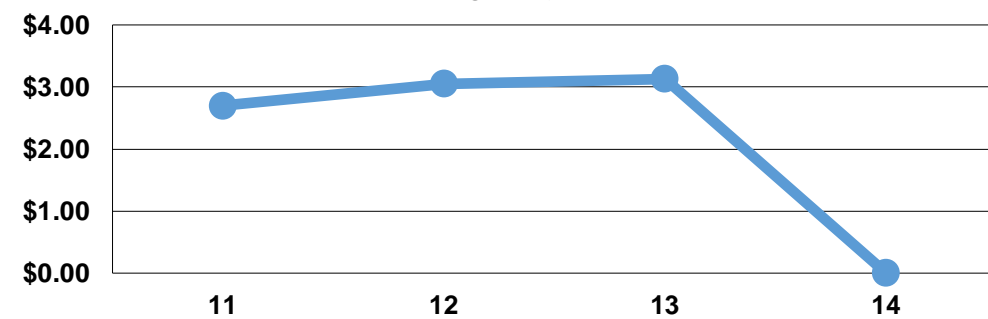
Service Efficiency

Mode	Operating Expenses per Vehicle Revenue Mile	Operating Expenses per Vehicle Revenue Hour
Demand Response	#DIV/0!	#DIV/0!
Total	#DIV/0!	#DIV/0!

Service Effectiveness

Mode	Operating Expenses per Unlinked Passenger Trip	Unlinked Trips per Vehicle Revenue Mile	Unlinked Trips per Vehicle Revenue Hour
Demand Response	#DIV/0!	#DIV/0!	#DIV/0!
Total	#DIV/0!	#DIV/0!	#DIV/0!

Operating Expense per Vehicle Revenue Mile: Agency Total



Unlinked Passenger Trips per Vehicle Revenue Mile: Agency Total

