

# North Iowa Area Council of Governments (NIARTS)

2014 Annual Agency Profile

Transit Programs Manager: Mr. Randy Barton  
 515-239-1872

## General Information

### Service Consumption

395,350 Annual Unlinked Trips (UPT)

### Service Supplied

1,254,055 Annual Vehicle Revenue Miles (VRM)

79,977 Annual Vehicle Revenue Hours (VRH)

### Summary of Operating Expenses (OE)

\$2,922,133 Total Operating Expenses

### Database Information

NTDID: 7R01-70185

Reporter Type: Rural General Public Transit

## Financial Information

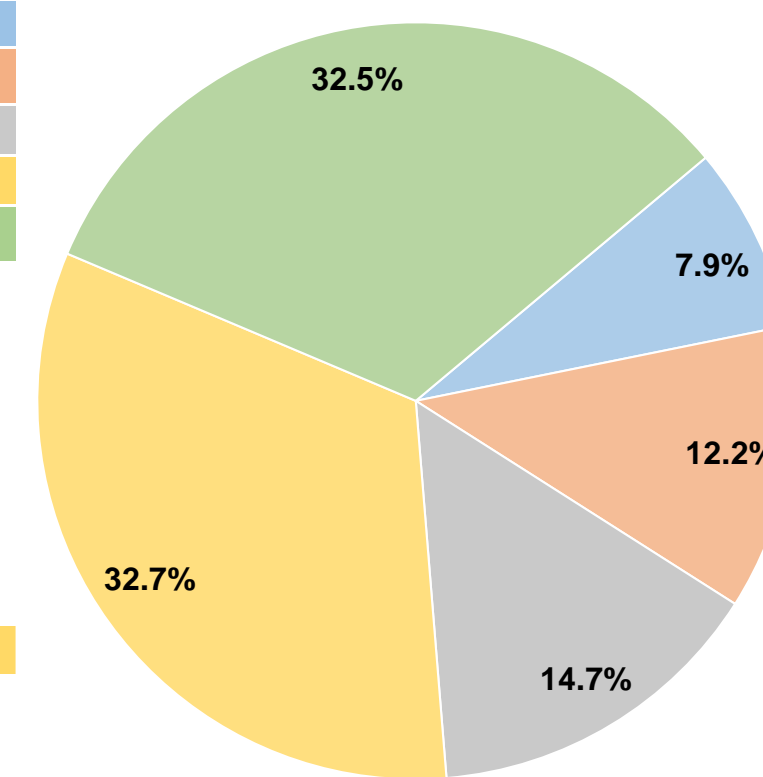
### Sources of Operating Funds Expended

Fare Revenues	\$231,830	7.9%
Local Funds	\$356,268	12.2%
State Funds	\$429,289	14.7%
Federal Assistance	\$954,214	32.7%
Other Funds	\$950,532	32.5%
<b>Total Operating Funds Expended</b>	<b>\$2,922,133</b>	<b>100.0%</b>

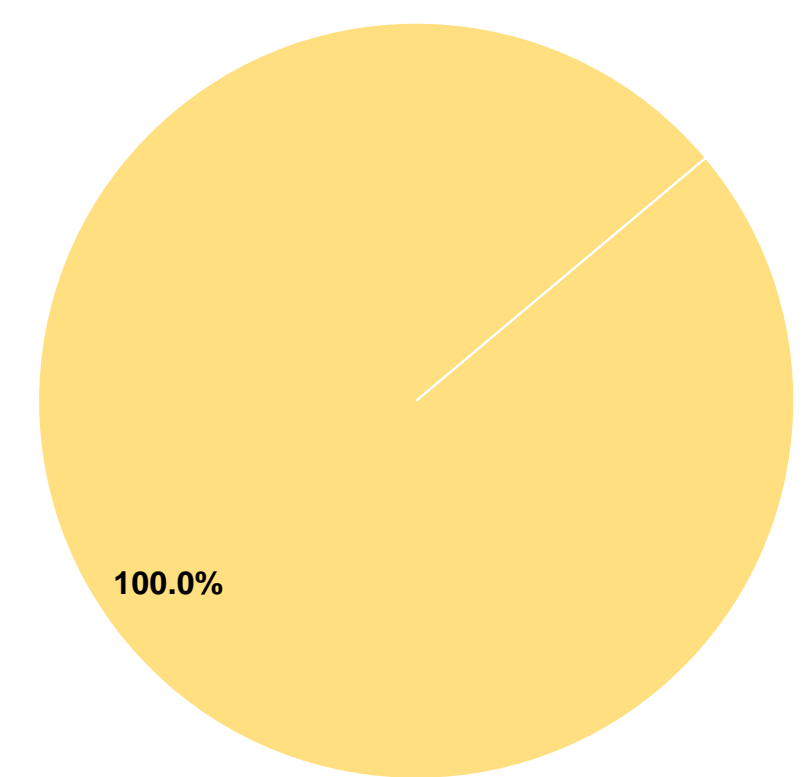
### Sources of Capital Funds Expended

Fare Revenues	\$0	0.0%
Local Funds	\$0	0.0%
State Funds	\$0	0.0%
Federal Assistance	\$135,244	100.0%
Other Funds	\$0	0.0%
<b>Total Capital Funds Expended</b>	<b>\$135,244</b>	<b>100.0%</b>

### Operating Funding Sources



### Capital Funding Sources



## Modal Characteristics

### Operation Characteristics

#### Vehicles Operated at Maximum Service

Mode	Directly Operated	Purchased Transportation	Operating Expenses	Fare Revenues	Uses of Capital Funds	Annual Unlinked Trips	Annual Vehicle Revenue Miles	Annual Vehicle Revenue Hours
Demand Response	75	-	\$2,922,133	\$231,830	\$135,244	395,350	1,254,055	79,977
<b>Total</b>	<b>75</b>	<b>-</b>	<b>\$2,922,133</b>	<b>\$231,830</b>	<b>\$135,244</b>	<b>395,350</b>	<b>1,254,055</b>	<b>79,977</b>

### Performance Measures

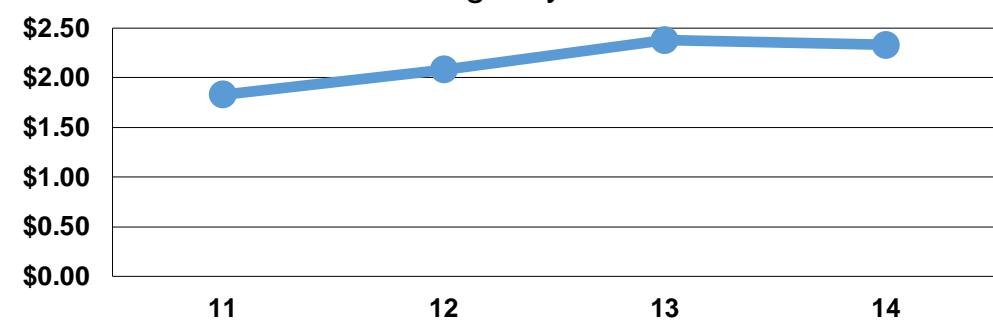
#### Service Efficiency

Mode	Operating Expenses per Vehicle Revenue Mile	Operating Expenses per Vehicle Revenue Hour
Demand Response	\$2.33	\$36.54
<b>Total</b>	<b>\$2.33</b>	<b>\$36.54</b>

#### Service Effectiveness

Mode	Operating Expenses per Unlinked Passenger Trip	Unlinked Trips per Vehicle Revenue Mile	Unlinked Trips per Vehicle Revenue Hour
Demand Response	\$7.39	0.3	4.9
<b>Total</b>	<b>\$7.39</b>	<b>0.3</b>	<b>4.9</b>

Operating Expense per Vehicle Revenue Mile: Agency Total



Unlinked Passenger Trips per Vehicle Revenue Mile: Agency Total

