

General Information

Financial Information

Service Consumption

177,132 Annual Unlinked Trips (UPT)

Service Supplied

977,974 Annual Vehicle Revenue Miles (VRM)

46,285 Annual Vehicle Revenue Hours (VRH)

Summary of Operating Expenses (OE)

\$1,891,485 Total Operating Expenses

Database Information

NTDID: 7R01-70224

Reporter Type: Rural General Public Transit

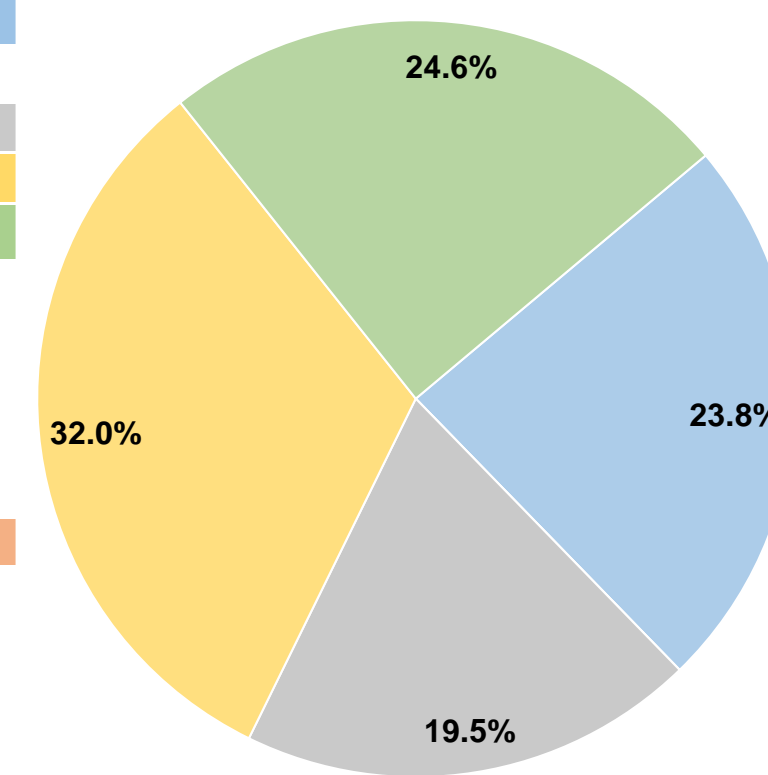
Sources of Operating Funds Expended

| | | |
|---------------------------------------|--------------------|---------------|
| Fare Revenues | \$450,762 | 23.8% |
| Local Funds | \$0 | 0.0% |
| State Funds | \$369,738 | 19.5% |
| Federal Assistance | \$606,025 | 32.0% |
| Other Funds | \$464,960 | 24.6% |
| Total Operating Funds Expended | \$1,891,485 | 100.0% |

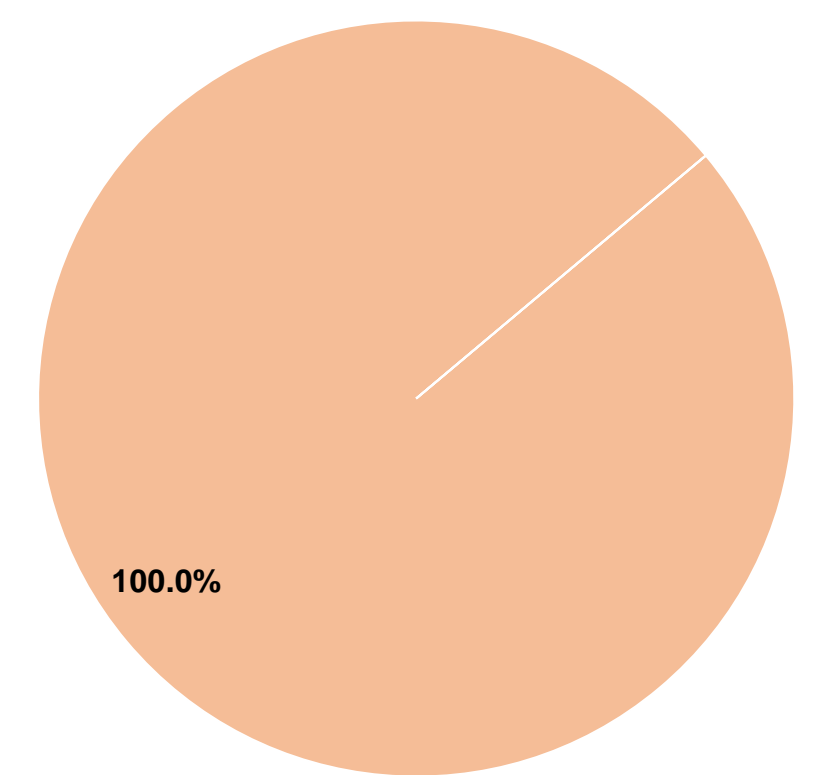
Sources of Capital Funds Expended

| | | |
|-------------------------------------|-----------------|---------------|
| Fare Revenues | \$0 | 0.0% |
| Local Funds | \$37,976 | 100.0% |
| State Funds | \$0 | 0.0% |
| Federal Assistance | \$0 | 0.0% |
| Other Funds | \$0 | 0.0% |
| Total Capital Funds Expended | \$37,976 | 100.0% |

Operating Funding Sources



Capital Funding Sources



Modal Characteristics

Operation Characteristics

Vehicles Operated at Maximum Service

| Mode | Directly Operated | Purchased Transportation | Operating Expenses | Fare Revenues | Uses of Capital Funds | Annual Unlinked Trips | Annual Vehicle Revenue Miles | Annual Vehicle Revenue Hours |
|-----------------|-------------------|--------------------------|--------------------|------------------|-----------------------|-----------------------|------------------------------|------------------------------|
| Demand Response | 50 | - | \$1,891,485 | \$450,762 | \$37,976 | 177,132 | 977,974 | 46,285 |
| Total | 50 | - | \$1,891,485 | \$450,762 | \$37,976 | 177,132 | 977,974 | 46,285 |

Performance Measures

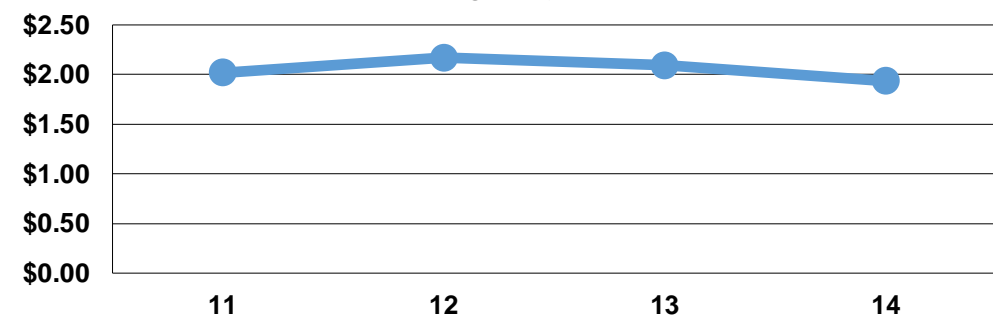
Service Efficiency

| Mode | Operating Expenses per Vehicle Revenue Mile | Operating Expenses per Vehicle Revenue Hour |
|-----------------|---|---|
| Demand Response | \$1.93 | \$40.87 |
| Total | \$1.93 | \$40.87 |

Service Effectiveness

| Mode | Operating Expenses per Unlinked Passenger Trip | Unlinked Trips per Vehicle Revenue Mile | Unlinked Trips per Vehicle Revenue Hour |
|-----------------|--|---|---|
| Demand Response | \$10.68 | 0.2 | 3.8 |
| Total | \$10.68 | 0.2 | 3.8 |

Operating Expense per Vehicle Revenue Mile: Agency Total



Unlinked Passenger Trips per Vehicle Revenue Mile: Agency Total

