

# Southwest Iowa Planning Council /SW Iowa Transit (SWITA)

2014 Annual Agency Profile

Transit Programs Manager: Mr. Randy Barton  
 515-239-1872

## General Information

### Service Consumption

389,397 Annual Unlinked Trips (UPT)

### Service Supplied

1,603,070 Annual Vehicle Revenue Miles (VRM)  
 87,966 Annual Vehicle Revenue Hours (VRH)

### Summary of Operating Expenses (OE)

\$2,879,833 Total Operating Expenses

### Database Information

NTDID: 7R01-70258

Reporter Type: Rural General Public Transit

## Financial Information

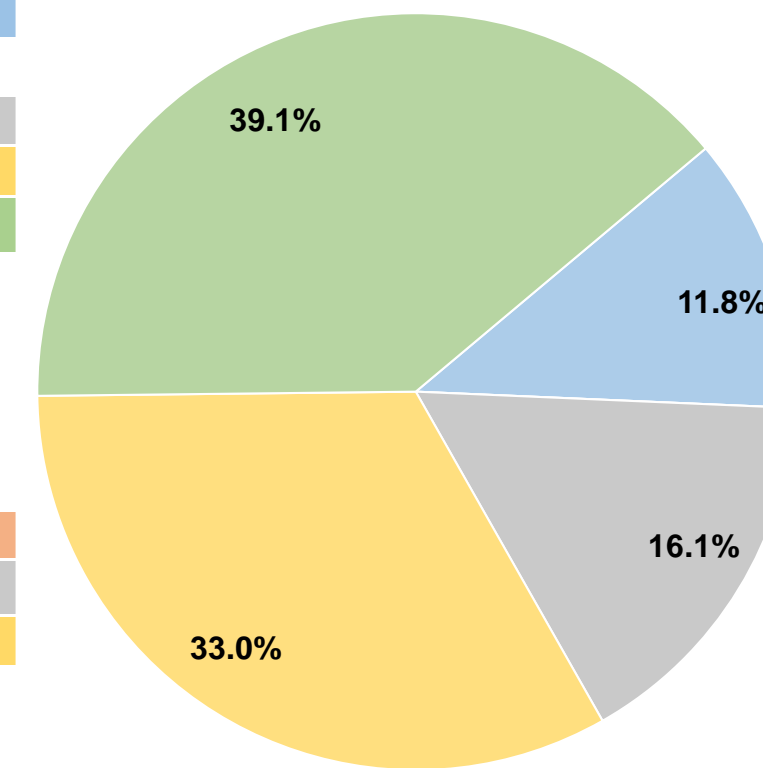
### Sources of Operating Funds Expended

Fare Revenues	\$339,727	11.8%
Local Funds	\$0	0.0%
State Funds	\$463,625	16.1%
Federal Assistance	\$951,469	33.0%
Other Funds	\$1,125,012	39.1%
<b>Total Operating Funds Expended</b>	<b>\$2,879,833</b>	<b>100.0%</b>

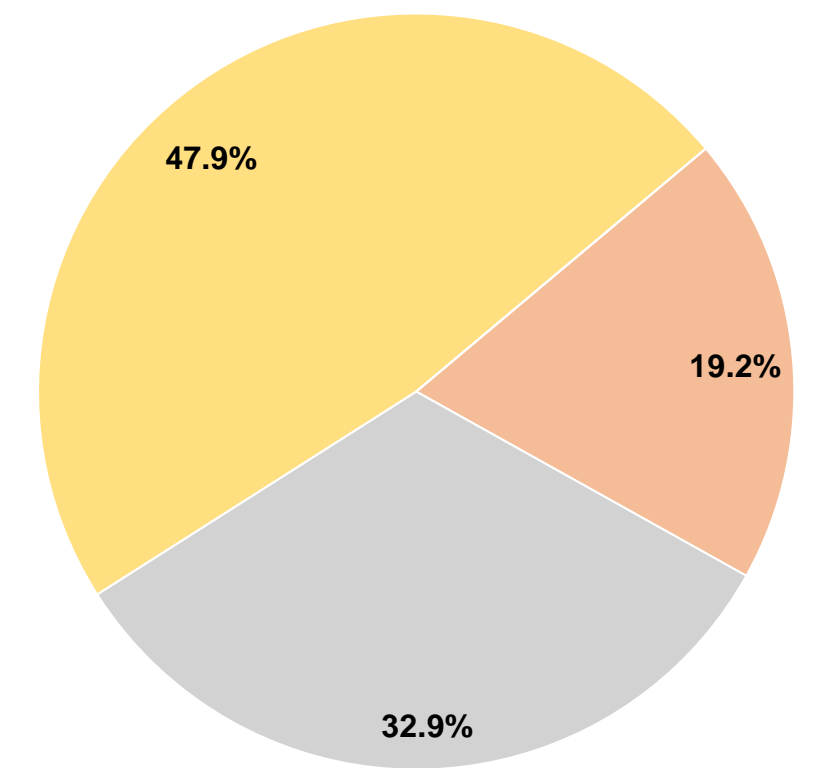
### Sources of Capital Funds Expended

Fare Revenues	\$0	0.0%
Local Funds	\$94,817	19.2%
State Funds	\$162,240	32.9%
Federal Assistance	\$236,381	47.9%
Other Funds	\$0	0.0%
<b>Total Capital Funds Expended</b>	<b>\$493,438</b>	<b>100.0%</b>

### Operating Funding Sources



### Capital Funding Sources



## Modal Characteristics

### Operation Characteristics

#### Vehicles Operated at Maximum Service

Mode	Directly Operated	Purchased Transportation	Operating Expenses	Fare Revenues	Uses of Capital Funds	Annual Unlinked Trips	Annual Vehicle Revenue Miles	Annual Vehicle Revenue Hours
Demand Response	63	-	\$2,879,833	\$339,727	\$493,438	389,397	1,603,070	87,966
<b>Total</b>	<b>63</b>	<b>-</b>	<b>\$2,879,833</b>	<b>\$339,727</b>	<b>\$493,438</b>	<b>389,397</b>	<b>1,603,070</b>	<b>87,966</b>

### Performance Measures

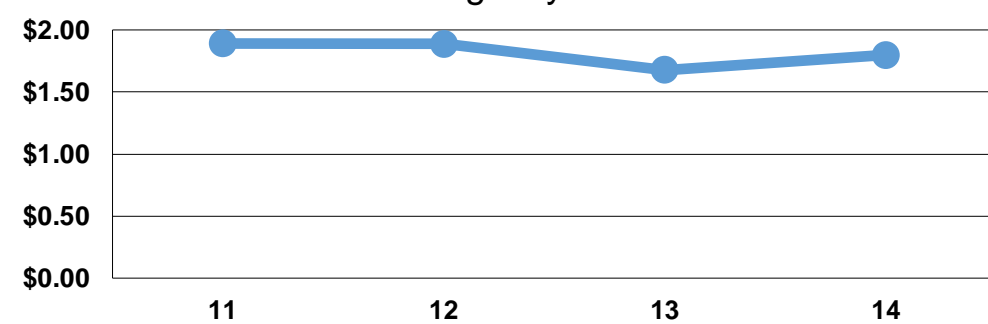
#### Service Efficiency

Mode	Operating Expenses per Vehicle Revenue Mile	Operating Expenses per Vehicle Revenue Hour
Demand Response	\$1.80	\$32.74
<b>Total</b>	<b>\$1.80</b>	<b>\$32.74</b>

#### Service Effectiveness

Mode	Operating Expenses per Unlinked Passenger Trip	Unlinked Trips per Vehicle Revenue Mile	Unlinked Trips per Vehicle Revenue Hour
Demand Response	\$7.40	0.2	4.4
<b>Total</b>	<b>\$7.40</b>	<b>0.2</b>	<b>4.4</b>

Operating Expense per Vehicle Revenue Mile: Agency Total



Unlinked Passenger Trips per Vehicle Revenue Mile: Agency Total

