

Southeast Missouri Transportation, Inc. (SMTS, Inc.)

2014 Annual Agency Profile

Administrator of Transit: Mr. Dion Knipp
 573-751-2523

General Information

Service Consumption

271,214 Annual Unlinked Trips (UPT)

Service Supplied

3,363,901 Annual Vehicle Revenue Miles (VRM)

152,002 Annual Vehicle Revenue Hours (VRH)

Summary of Operating Expenses (OE)

\$4,957,230 Total Operating Expenses

Database Information

NTDID: 7R03-70091

Reporter Type: Rural General Public Transit

Financial Information

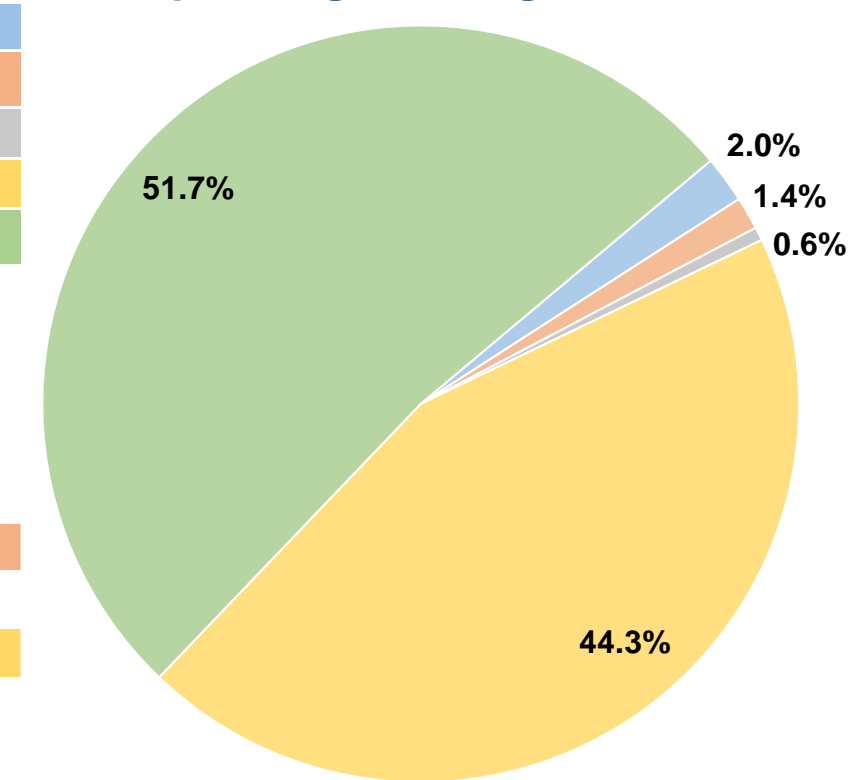
Sources of Operating Funds Expended

Fare Revenues	\$99,562	2.0%
Local Funds	\$69,340	1.4%
State Funds	\$28,370	0.6%
Federal Assistance	\$2,195,000	44.3%
Other Funds	\$2,564,958	51.7%
Total Operating Funds Expended	\$4,957,230	100.0%

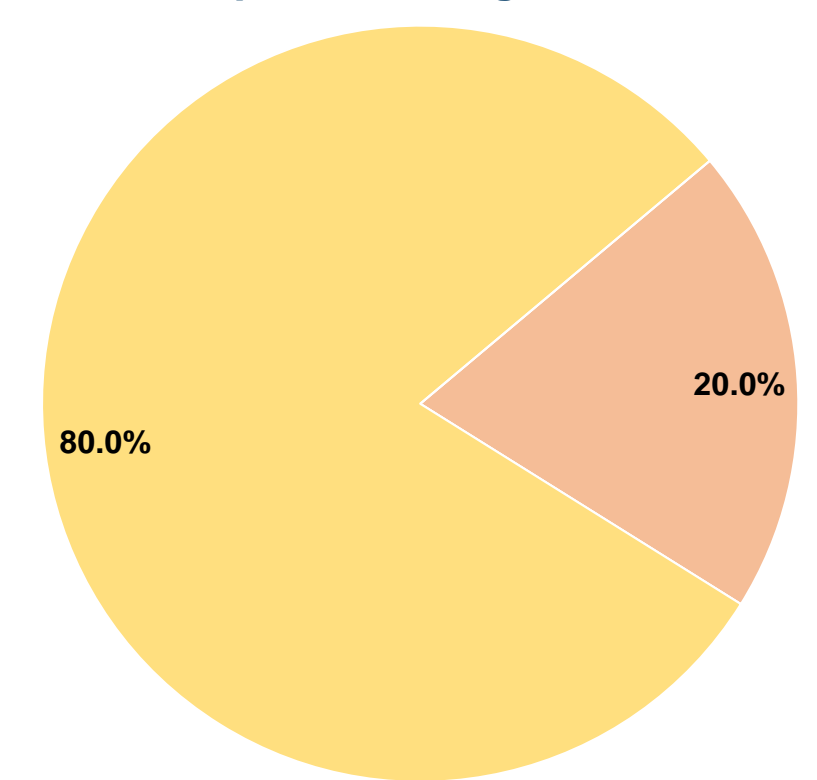
Sources of Capital Funds Expended

Fare Revenues	\$0	0.0%
Local Funds	\$48,510	20.0%
State Funds	\$0	0.0%
Federal Assistance	\$194,040	80.0%
Other Funds	\$0	0.0%
Total Capital Funds Expended	\$242,550	100.0%

Operating Funding Sources



Capital Funding Sources



Modal Characteristics

Operation Characteristics

Vehicles Operated at Maximum Service

Mode	Directly Operated	Purchased Transportation	Operating Expenses	Fare Revenues	Uses of Capital Funds	Annual Unlinked Trips	Annual Vehicle Revenue Miles	Annual Vehicle Revenue Hours
Demand Response	130	-	\$4,957,230	\$99,562	\$242,550	271,214	3,363,901	152,002
Total	130	-	\$4,957,230	\$99,562	\$242,550	271,214	3,363,901	152,002

Performance Measures

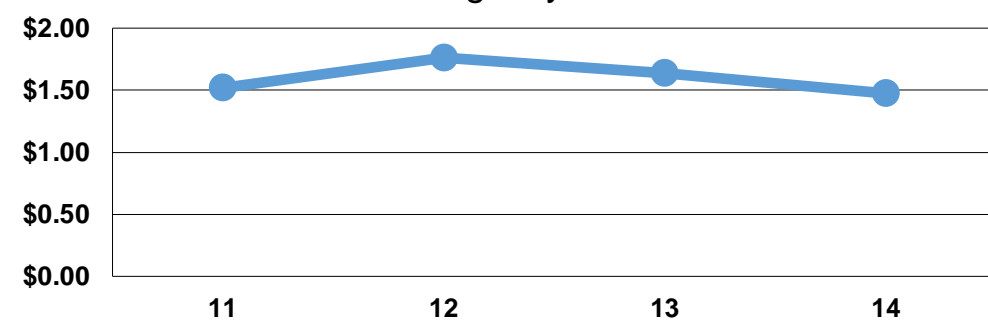
Service Efficiency

Mode	Operating Expenses per Vehicle Revenue Mile	Operating Expenses per Vehicle Revenue Hour
Demand Response	\$1.47	\$32.61
Total	\$1.47	\$32.61

Service Effectiveness

Mode	Operating Expenses per Unlinked Passenger Trip	Unlinked Trips per Vehicle Revenue Mile	Unlinked Trips per Vehicle Revenue Hour
Demand Response	\$18.28	0.1	1.8
Total	\$18.28	0.1	1.8

Operating Expense per Vehicle Revenue Mile: Agency Total



Unlinked Passenger Trips per Vehicle Revenue Mile: Agency Total

