

General Information

Financial Information

Service Consumption

21,555 Annual Unlinked Trips (UPT)

Service Supplied

310,140 Annual Vehicle Revenue Miles (VRM)

22,438 Annual Vehicle Revenue Hours (VRH)

Summary of Operating Expenses (OE)

\$377,543 Total Operating Expenses

Database Information

NTDID: 7R03-70114

Reporter Type: Rural General Public Transit

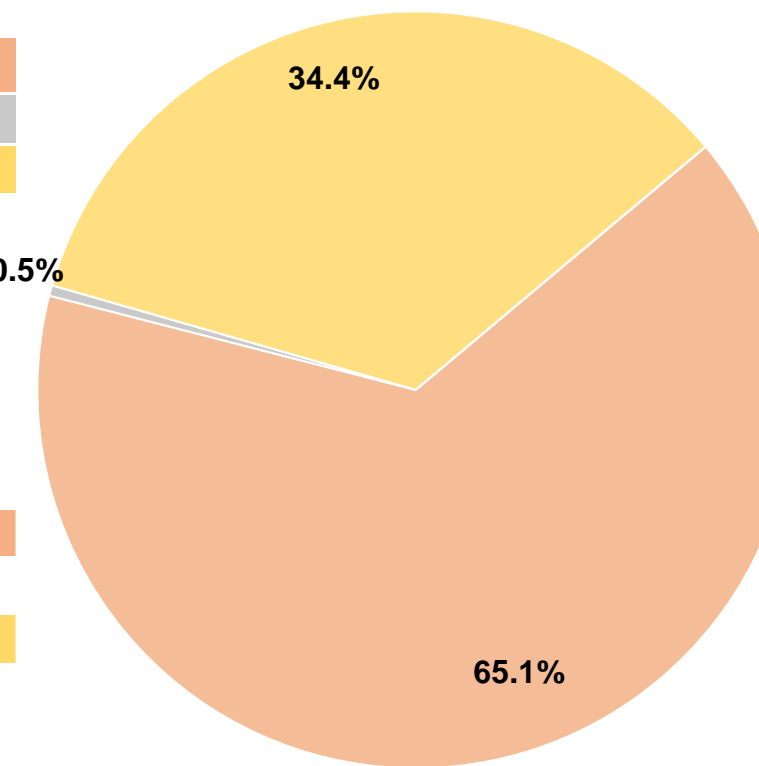
Sources of Operating Funds Expended

Fare Revenues	\$0	0.0%
Local Funds	\$245,842	65.1%
State Funds	\$1,701	0.5%
Federal Assistance	\$130,000	34.4%
Other Funds	\$0	0.0%
Total Operating Funds Expended	\$377,543	100.0%

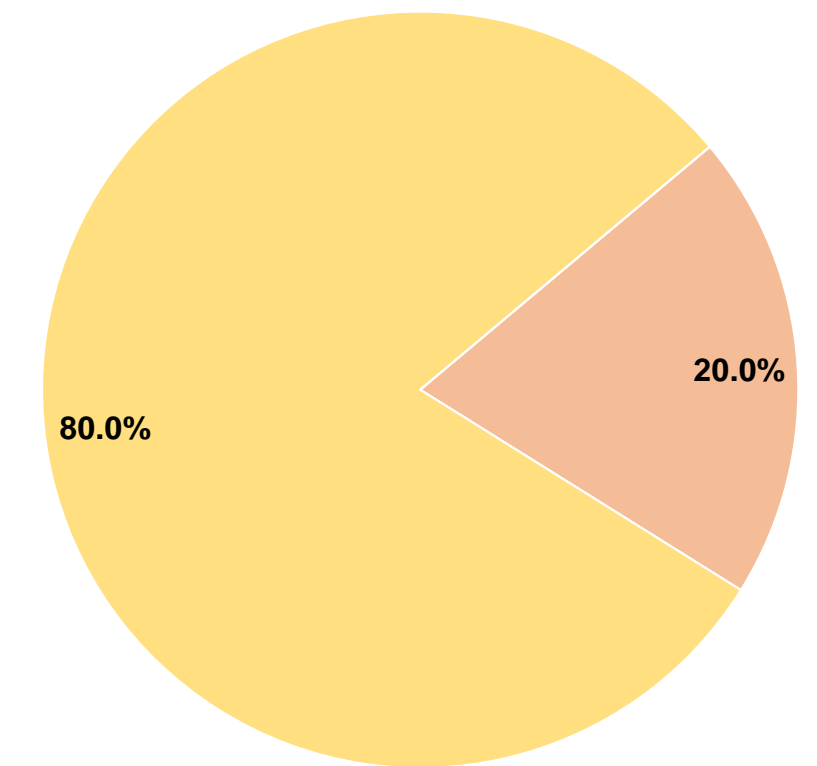
Sources of Capital Funds Expended

Fare Revenues	\$0	0.0%
Local Funds	\$4,115	20.0%
State Funds	\$0	0.0%
Federal Assistance	\$16,461	80.0%
Other Funds	\$0	0.0%
Total Capital Funds Expended	\$20,576	100.0%

Operating Funding Sources



Capital Funding Sources



Modal Characteristics

Operation Characteristics

Vehicles Operated at Maximum Service

Mode	Directly Operated	Purchased Transportation	Operating Expenses	Fare Revenues	Uses of Capital Funds	Annual Unlinked Trips	Annual Vehicle Revenue Miles	Annual Vehicle Revenue Hours
Demand Response	12	-	\$377,543	\$0	\$20,576	21,555	310,140	22,438
Total	12	-	\$377,543	\$0	\$20,576	21,555	310,140	22,438

Performance Measures

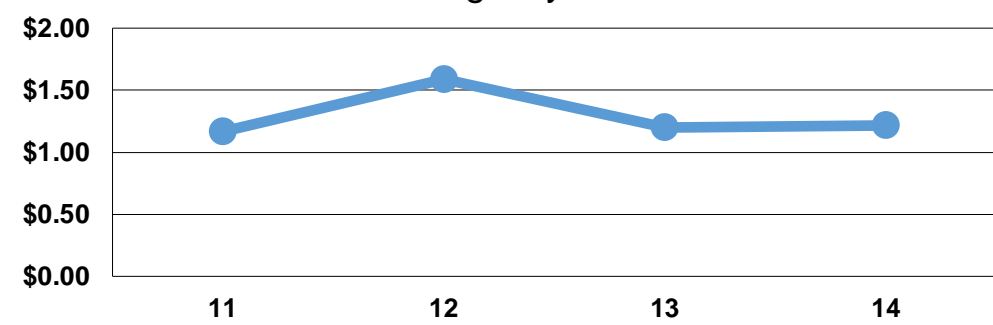
Service Efficiency

Mode	Operating Expenses per Vehicle Revenue Mile	Operating Expenses per Vehicle Revenue Hour
Demand Response	\$1.22	\$16.83
Total	\$1.22	\$16.83

Service Effectiveness

Mode	Operating Expenses per Unlinked Passenger Trip	Unlinked Trips per Vehicle Revenue Mile	Unlinked Trips per Vehicle Revenue Hour
Demand Response	\$17.52	0.1	1.0
Total	\$17.52	0.1	1.0

Operating Expense per Vehicle Revenue Mile: Agency Total



Unlinked Passenger Trips per Vehicle Revenue Mile: Agency Total

