

General Information

Financial Information

Service Consumption

54,602 Annual Unlinked Trips (UPT)

Service Supplied

159,245 Annual Vehicle Revenue Miles (VRM)
10,564 Annual Vehicle Revenue Hours (VRH)

Summary of Operating Expenses (OE)

\$479,379 Total Operating Expenses

Database Information

NTDID: 7R04-70076

Reporter Type: Rural General Public Transit

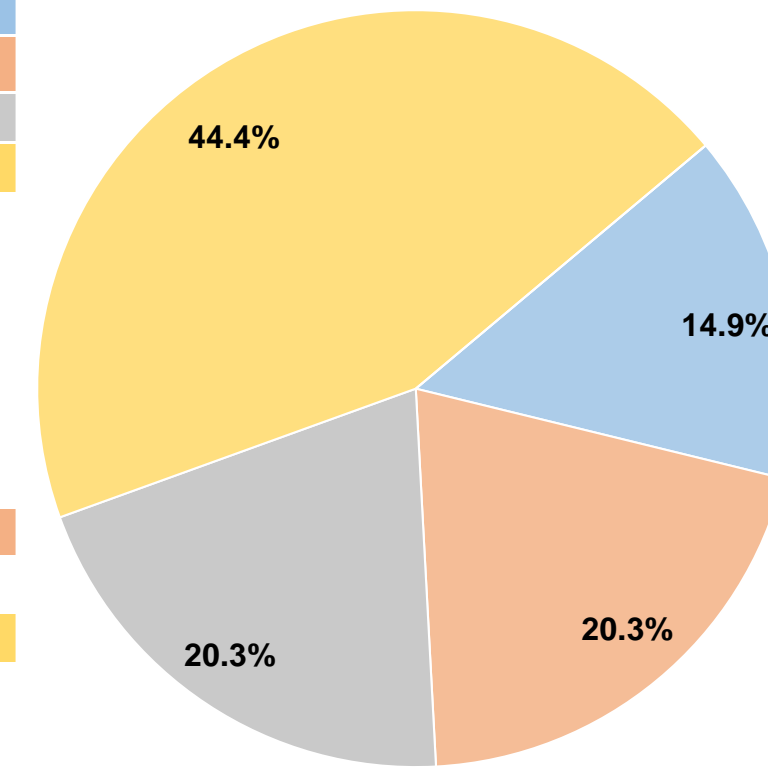
Sources of Operating Funds Expended

| | | |
|---------------------------------------|------------------|---------------|
| Fare Revenues | \$71,562 | 14.9% |
| Local Funds | \$97,461 | 20.3% |
| State Funds | \$97,461 | 20.3% |
| Federal Assistance | \$212,895 | 44.4% |
| Other Funds | \$0 | 0.0% |
| Total Operating Funds Expended | \$479,379 | 100.0% |

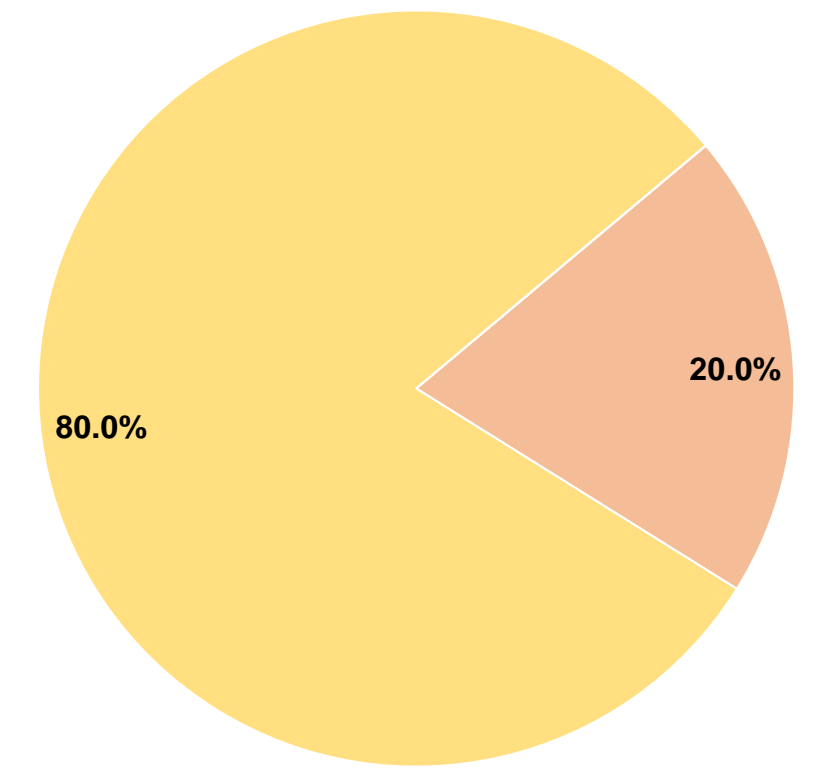
Sources of Capital Funds Expended

| | | |
|-------------------------------------|-----------------|---------------|
| Fare Revenues | \$0 | 0.0% |
| Local Funds | \$9,723 | 20.0% |
| State Funds | \$0 | 0.0% |
| Federal Assistance | \$38,891 | 80.0% |
| Other Funds | \$0 | 0.0% |
| Total Capital Funds Expended | \$48,614 | 100.0% |

Operating Funding Sources



Capital Funding Sources



Modal Characteristics

Operation Characteristics

Vehicles Operated at Maximum Service

| Mode | Directly Operated | Purchased Transportation | Operating Expenses | Fare Revenues | Uses of Capital Funds | Annual Unlinked Trips | Annual Vehicle Revenue Miles | Annual Vehicle Revenue Hours |
|-----------------|-------------------|--------------------------|--------------------|-----------------|-----------------------|-----------------------|------------------------------|------------------------------|
| Demand Response | 15 | - | \$479,379 | \$71,562 | \$48,614 | 54,602 | 159,245 | 10,564 |
| Total | 15 | - | \$479,379 | \$71,562 | \$48,614 | 54,602 | 159,245 | 10,564 |

Performance Measures

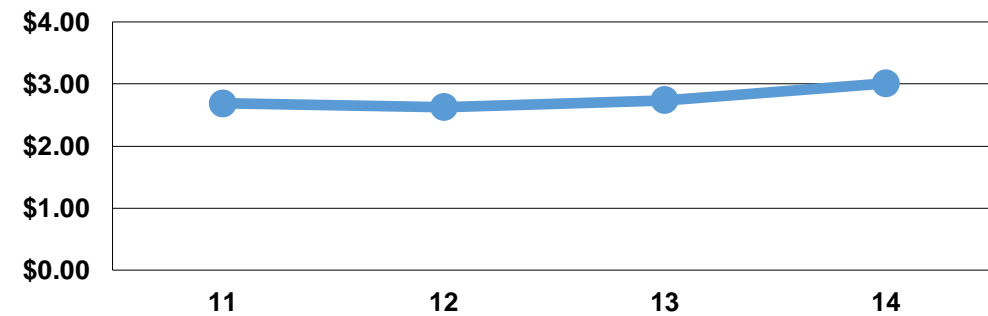
Service Efficiency

| Mode | Operating Expenses per Vehicle Revenue Mile | Operating Expenses per Vehicle Revenue Hour |
|-----------------|---|---|
| Demand Response | \$3.01 | \$45.38 |
| Total | \$3.01 | \$45.38 |

Service Effectiveness

| Mode | Operating Expenses per Unlinked Passenger Trip | Unlinked Trips per Vehicle Revenue Mile | Unlinked Trips per Vehicle Revenue Hour |
|-----------------|--|---|---|
| Demand Response | \$8.78 | 0.3 | 5.2 |
| Total | \$8.78 | 0.3 | 5.2 |

Operating Expense per Vehicle Revenue Mile: Agency Total



Unlinked Passenger Trips per Vehicle Revenue Mile: Agency Total

