

General Information

Financial Information

Service Consumption

13,311 Annual Unlinked Trips (UPT)

Service Supplied

64,775 Annual Vehicle Revenue Miles (VRM)

3,699 Annual Vehicle Revenue Hours (VRH)

Summary of Operating Expenses (OE)

\$155,066 Total Operating Expenses

Database Information

NTDID: 7R04-70220

Reporter Type: Rural General Public Transit

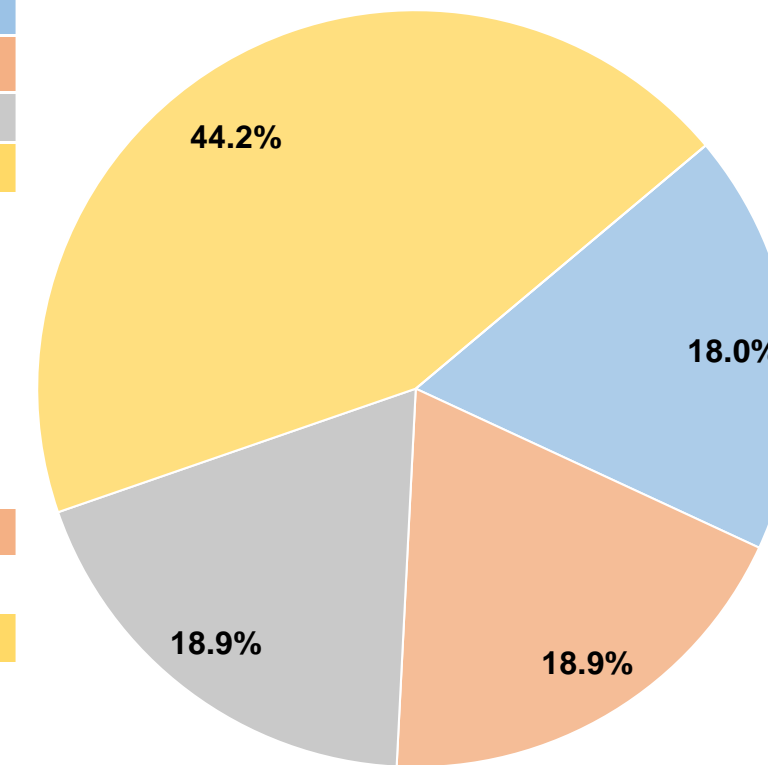
Sources of Operating Funds Expended

Fare Revenues	\$27,936	18.0%
Local Funds	\$29,309	18.9%
State Funds	\$29,309	18.9%
Federal Assistance	\$68,512	44.2%
Other Funds	\$0	0.0%
Total Operating Funds Expended	\$155,066	100.0%

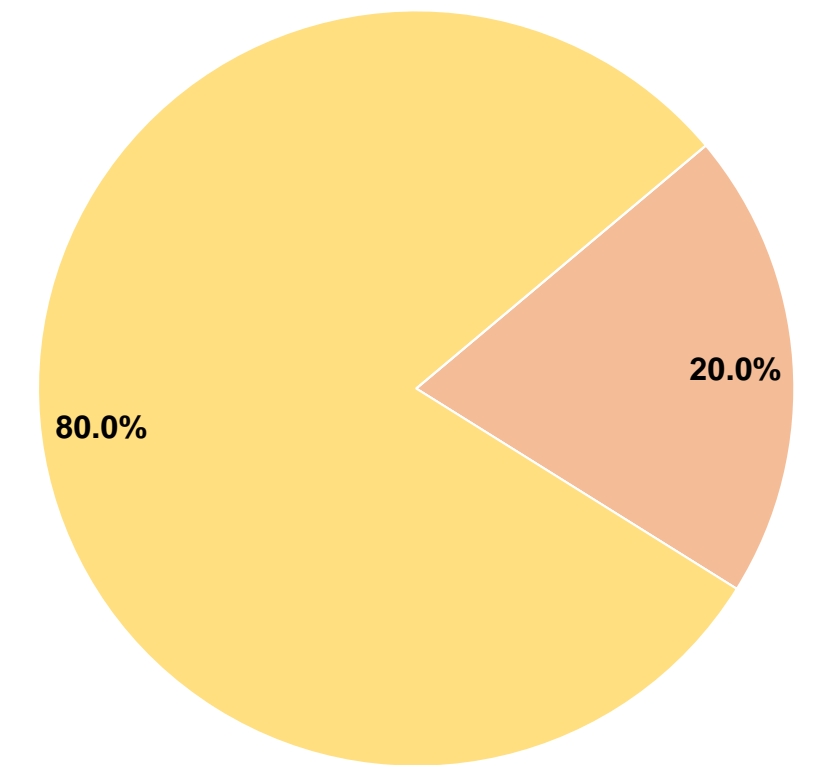
Sources of Capital Funds Expended

Fare Revenues	\$0	0.0%
Local Funds	\$4,775	20.0%
State Funds	\$0	0.0%
Federal Assistance	\$19,098	80.0%
Other Funds	\$0	0.0%
Total Capital Funds Expended	\$23,873	100.0%

Operating Funding Sources



Capital Funding Sources



Modal Characteristics

Operation Characteristics

Vehicles Operated at Maximum Service

Mode	Directly Operated	Purchased Transportation	Operating Expenses	Fare Revenues	Uses of Capital Funds	Annual Unlinked Trips	Annual Vehicle Revenue Miles	Annual Vehicle Revenue Hours
Demand Response	4	-	\$155,066	\$27,936	\$23,873	13,311	64,775	3,699
Total	4	-	\$155,066	\$27,936	\$23,873	13,311	64,775	3,699

Performance Measures

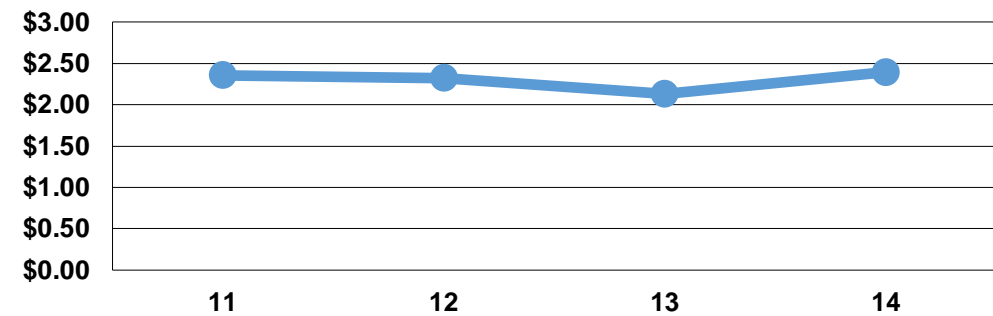
Service Efficiency

Mode	Operating Expenses per Vehicle Revenue Mile	Operating Expenses per Vehicle Revenue Hour
Demand Response	\$2.39	\$41.92
Total	\$2.39	\$41.92

Service Effectiveness

Mode	Operating Expenses per Unlinked Passenger Trip	Unlinked Trips per Vehicle Revenue Mile	Unlinked Trips per Vehicle Revenue Hour
Demand Response	\$11.65	0.2	3.6
Total	\$11.65	0.2	3.6

Operating Expense per Vehicle Revenue Mile: Agency Total



Unlinked Passenger Trips per Vehicle Revenue Mile: Agency Total

