

Turtle Mtn. Nutrition & Support Services

2014 Annual Agency Profile

Project Director: Mrs. Alfreda Morin
701-477-6609

General Information

Federally Recognized Tribal Statistical Areas

292 Turtle Mountain Reservation and Off-Reservation Trust
Land, MT--ND--SD

Service Consumption

4,837 Annual Unlinked Trips (UPT)

Service Supplied

17,175 Annual Vehicle Revenue Miles (VRM)

1,619 Annual Vehicle Revenue Hours (VRH)

Database Information

NTDID: 80212

Reporter Type: Tribal Reporter

Financial Information

Sources of Operating Funds Expended

Fare Revenues	\$968	1.4%
Local Funds	\$0	0.0%
State Funds	\$40,200	57.2%
Federal Assistance	\$29,133	41.4%
Other Funds	\$0	0.0%

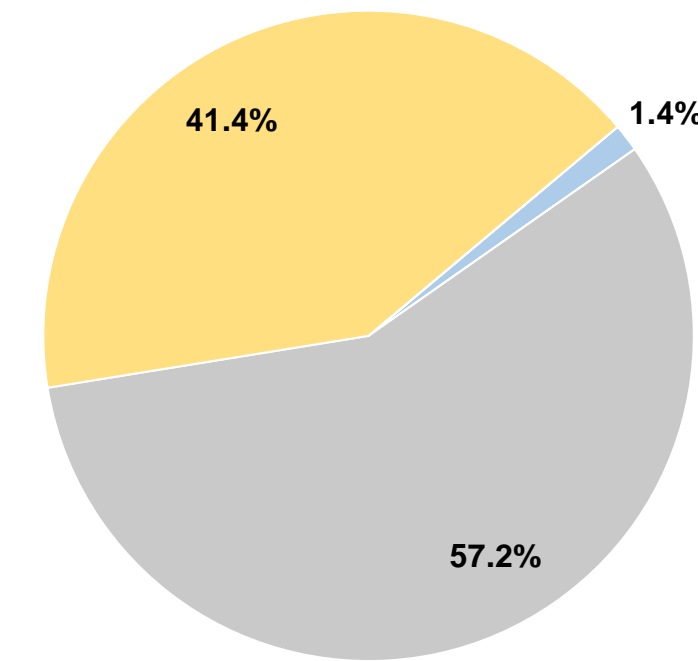
Total Operating Funds Expended \$70,301 100.0%

Sources of Capital Funds Expended

Fare Revenues	\$0
Local Funds	\$0
State Funds	\$0
Federal Assistance	\$0
Other Funds	\$0

Total Capital Funds Expended \$0

Operating Funding Sources



Modal Characteristics

Operation Characteristics

Vehicles Operated at Maximum Service

Mode	Directly Operated	Purchased Transportation	Operating Expenses	Fare Revenues	Uses of Capital Funds	Annual Unlinked Trips	Annual Vehicle Revenue Miles	Annual Vehicle Revenue Hours	Average Fleet Age in Years ¹
Demand Response	3	-	\$70,301	\$968	\$0	4,837	17,175	1,619	8.0
Total	3	-	\$70,301	\$968	\$0	4,837	17,175	1,619	

Performance Measures


Service Efficiency

Mode	Operating Expenses per Vehicle Revenue Mile	Operating Expenses per Vehicle Revenue Hour
Demand Response	\$4.09	\$43.42
Total	\$4.09	\$43.42

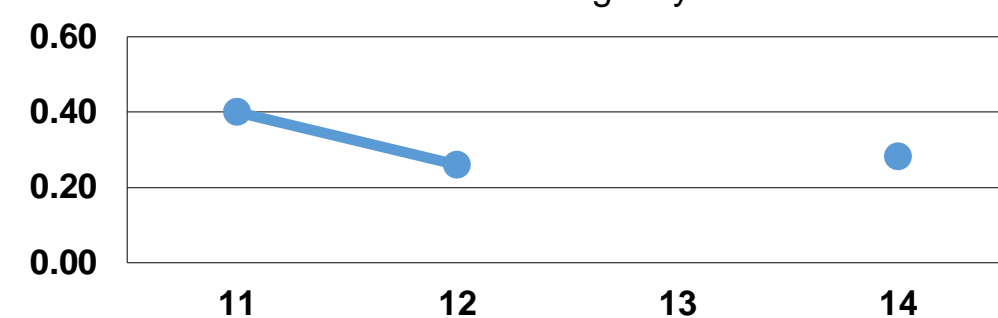
Service Effectiveness

Mode	Operating Expenses per Unlinked Passenger Trip	Unlinked Trips per Vehicle Revenue Mile	Unlinked Trips per Vehicle Revenue Hour
Demand Response	\$14.53	0.3	3.0
Total	\$14.53	0.3	3.0

Operating Expense per Vehicle Revenue Mile: Agency Total



Unlinked Passenger Trips per Vehicle Revenue Mile: Agency Total



Notes:

¹Demand Response - Taxi (DT) and non-dedicated fleets do not report fleet age data.