

# Rosebud Sioux Tribe (RST)

2014 Annual Agency Profile

PO Box 517  
Rosebud, SD 57570

Director: Mr. Leroy Sleeping Bear  
605-747-2718

## General Information

### Federally Recognized Tribal Statistical Areas

226 Rosebud Indian Reservation and Off-Reservation Trust Land, SD

### Service Consumption

59,228 Annual Unlinked Trips (UPT)

### Service Supplied

191,627 Annual Vehicle Revenue Miles (VRM)

8,578 Annual Vehicle Revenue Hours (VRH)

### Database Information

NTDID: 88182

Reporter Type: Tribal Reporter

## Financial Information

### Sources of Operating Funds Expended

Fare Revenues	\$70,495	17.9%
Local Funds	\$88,733	22.5%
State Funds	\$28,250	7.2%
Federal Assistance	\$206,474	52.4%
Other Funds	\$0	0.0%

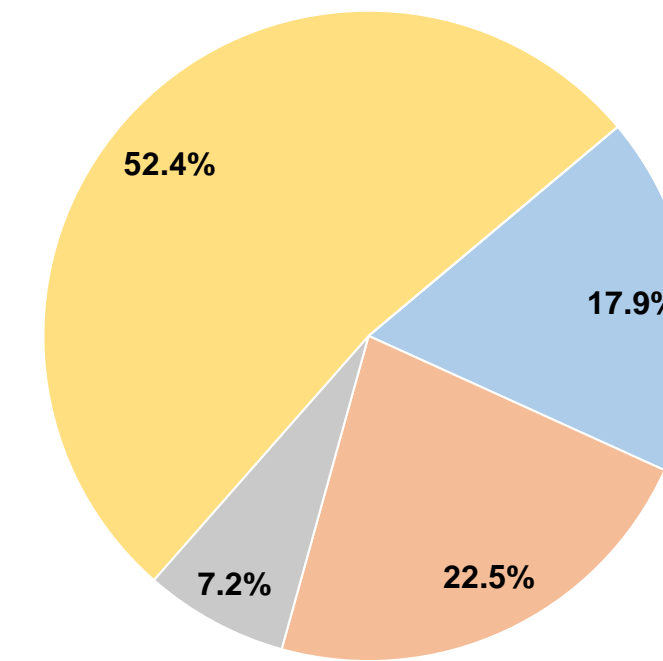
**Total Operating Funds Expended \$393,952 100.0%**

### Sources of Capital Funds Expended

Fare Revenues	\$0
Local Funds	\$0
State Funds	\$0
Federal Assistance	\$0
Other Funds	\$0

**Total Capital Funds Expended \$0**

### Operating Funding Sources



## Modal Characteristics

### Operation Characteristics

#### Vehicles Operated at Maximum Service

Mode	Directly Operated	Purchased Transportation	Operating Expenses	Fare Revenues	Uses of Capital Funds	Annual Unlinked Trips	Annual Vehicle Revenue Miles	Annual Vehicle Revenue Hours	Average Fleet Age in Years <sup>1</sup>
Demand Response	6	-	\$393,952	\$70,495	\$0	59,228	191,627	8,578	6.8
<b>Total</b>	<b>6</b>	<b>-</b>	<b>\$393,952</b>	<b>\$70,495</b>	<b>\$0</b>	<b>59,228</b>	<b>191,627</b>	<b>8,578</b>	

### Performance Measures

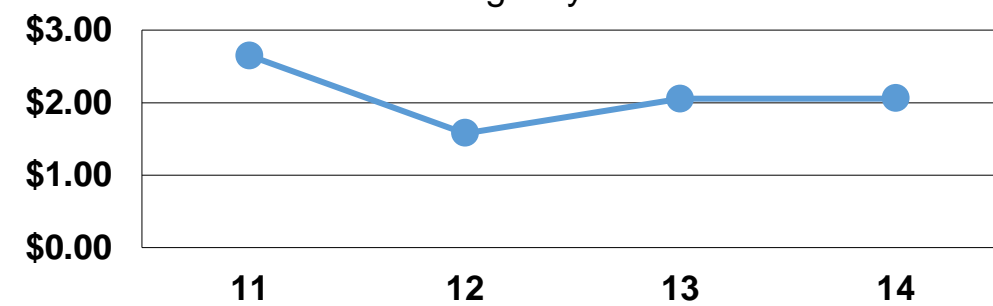
#### Service Efficiency

Mode	Operating Expenses per Vehicle Revenue Mile	Operating Expenses per Vehicle Revenue Hour
Demand Response	\$2.06	\$45.93
<b>Total</b>	<b>\$2.06</b>	<b>\$45.93</b>

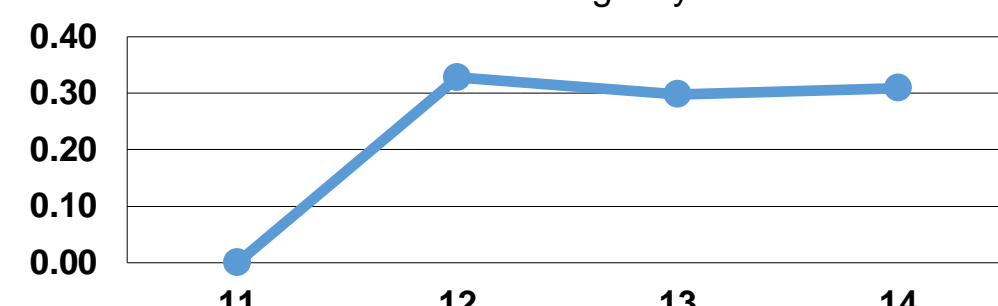
#### Service Effectiveness

Mode	Operating Expenses per Unlinked Passenger Trip	Unlinked Trips per Vehicle Revenue Mile	Unlinked Trips per Vehicle Revenue Hour
Demand Response	\$6.65	0.3	6.9
<b>Total</b>	<b>\$6.65</b>	<b>0.3</b>	<b>6.9</b>

Operating Expense per Vehicle Revenue Mile: Agency Total



Unlinked Passenger Trips per Vehicle Revenue Mile: Agency Total



**Notes:**

<sup>1</sup>Demand Response - Taxi (DT) and non-dedicated fleets do not report fleet age data.