

General Information

Financial Information

Service Consumption

89,836 Annual Unlinked Trips (UPT)

Service Supplied

137,532 Annual Vehicle Revenue Miles (VRM)

4,269 Annual Vehicle Revenue Hours (VRH)

Summary of Operating Expenses (OE)

\$600,448 Total Operating Expenses

Database Information

NTDID: 8R01-80150

Reporter Type: Rural General Public Transit

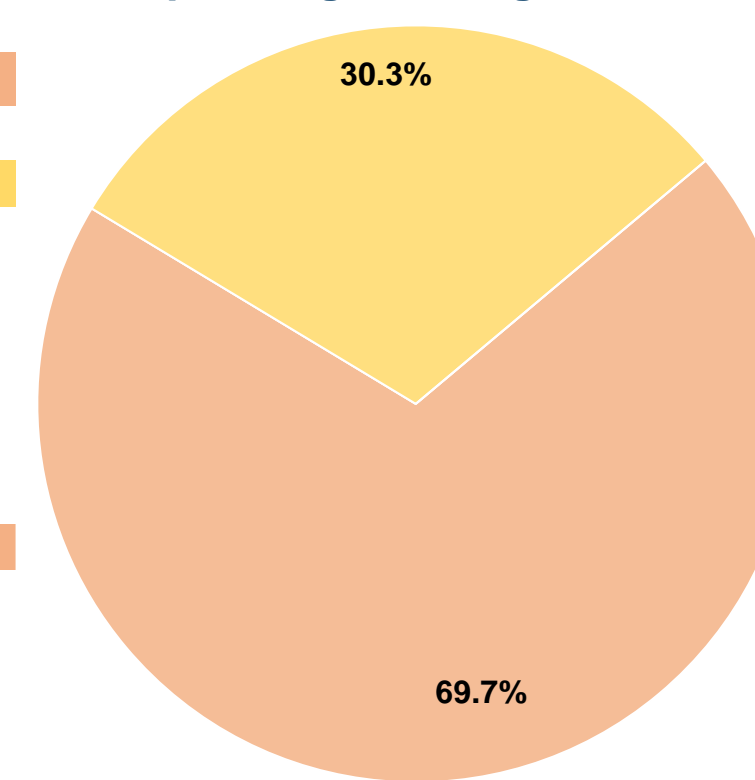
Sources of Operating Funds Expended

| | | |
|---------------------------------------|------------------|---------------|
| Fare Revenues | \$0 | 0.0% |
| Local Funds | \$418,798 | 69.7% |
| State Funds | \$0 | 0.0% |
| Federal Assistance | \$181,650 | 30.3% |
| Other Funds | \$0 | 0.0% |
| Total Operating Funds Expended | \$600,448 | 100.0% |

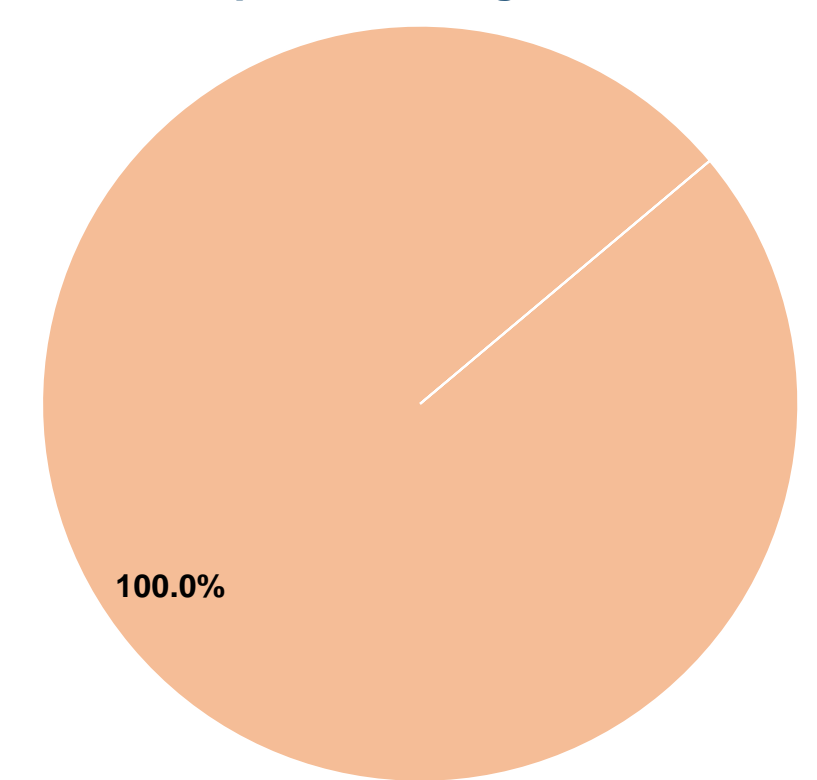
Sources of Capital Funds Expended

| | | |
|-------------------------------------|-----------------|---------------|
| Fare Revenues | \$0 | 0.0% |
| Local Funds | \$25,000 | 100.0% |
| State Funds | \$0 | 0.0% |
| Federal Assistance | \$0 | 0.0% |
| Other Funds | \$0 | 0.0% |
| Total Capital Funds Expended | \$25,000 | 100.0% |

Operating Funding Sources



Capital Funding Sources



Modal Characteristics

Operation Characteristics

Vehicles Operated at Maximum Service

| Mode | Directly Operated | Purchased Transportation | Operating Expenses | Fare Revenues | Uses of Capital Funds | Annual Unlinked Trips | Annual Vehicle Revenue Miles | Annual Vehicle Revenue Hours |
|--------------|-------------------|--------------------------|--------------------|---------------|-----------------------|-----------------------|------------------------------|------------------------------|
| Bus | 5 | - | \$600,448 | \$0 | \$25,000 | 89,836 | 137,532 | 4,269 |
| Total | 5 | - | \$600,448 | \$0 | \$25,000 | 89,836 | 137,532 | 4,269 |

Performance Measures

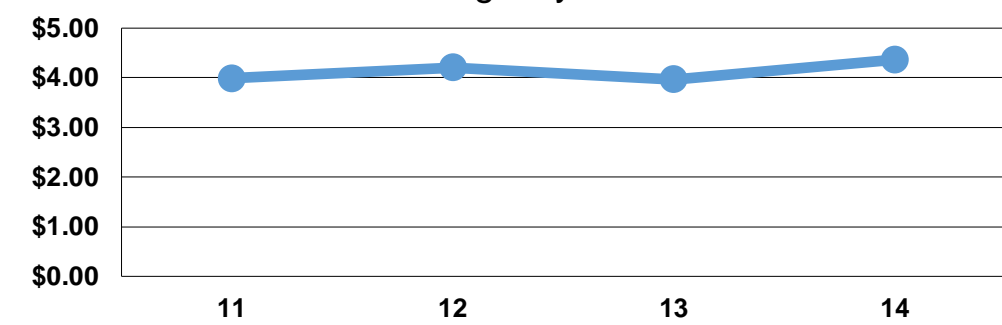
Service Efficiency

| Mode | Operating Expenses per Vehicle Revenue Mile | Operating Expenses per Vehicle Revenue Hour |
|--------------|---|---|
| Bus | \$4.37 | \$140.65 |
| Total | \$4.37 | \$140.65 |

Service Effectiveness

| Mode | Operating Expenses per Unlinked Passenger Trip | Unlinked Trips per Vehicle Revenue Mile | Unlinked Trips per Vehicle Revenue Hour |
|--------------|--|---|---|
| Bus | \$6.68 | 0.7 | 21.0 |
| Total | \$6.68 | 0.7 | 21.0 |

Operating Expense per Vehicle Revenue Mile: Agency Total



Unlinked Passenger Trips per Vehicle Revenue Mile: Agency Total

