

**General Information**

**Financial Information**

**Service Consumption**

62,016 Annual Unlinked Trips (UPT)

**Service Supplied**

107,064 Annual Vehicle Revenue Miles (VRM)

10,875 Annual Vehicle Revenue Hours (VRH)

**Summary of Operating Expenses (OE)**

\$360,902 Total Operating Expenses

**Database Information**

NTDID: 8R01-80275

Reporter Type: Rural General Public Transit

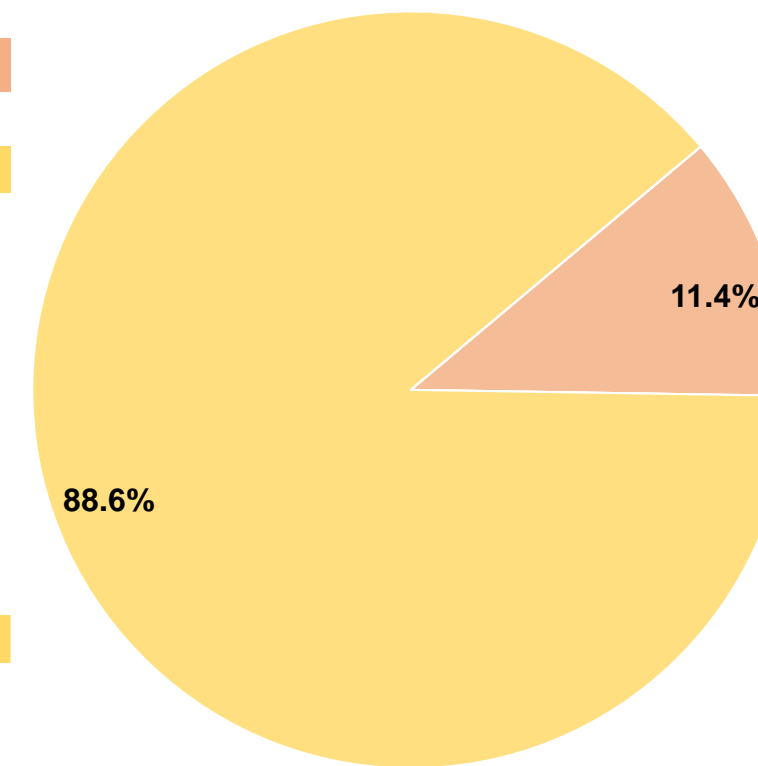
**Sources of Operating Funds Expended**

Fare Revenues	\$0	0.0%
Local Funds	\$41,000	11.4%
State Funds	\$0	0.0%
Federal Assistance	\$319,902	88.6%
Other Funds	\$0	0.0%
<b>Total Operating Funds Expended</b>	<b>\$360,902</b>	<b>100.0%</b>

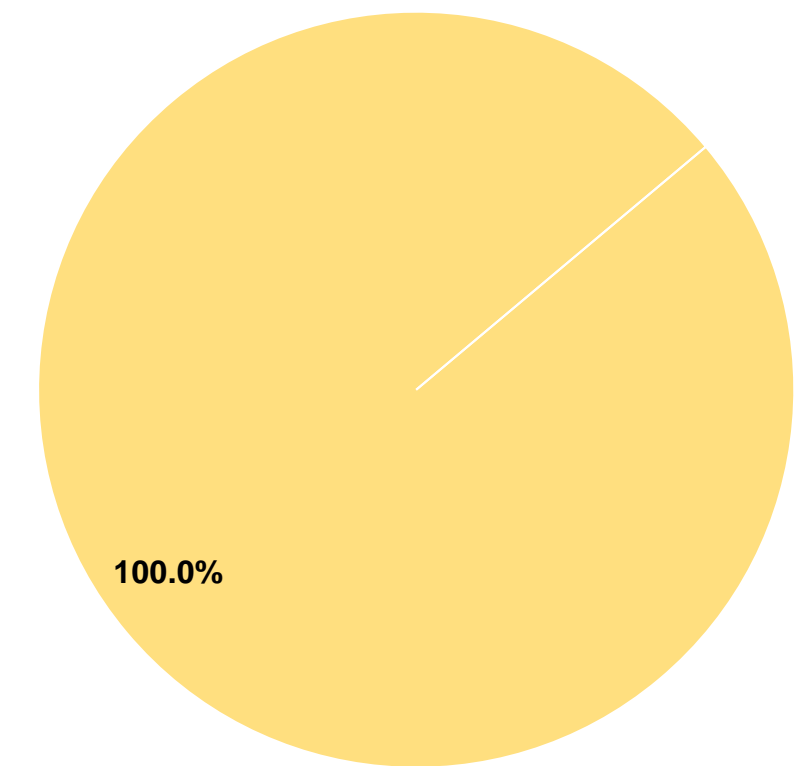
**Sources of Capital Funds Expended**

Fare Revenues	\$0	0.0%
Local Funds	\$0	0.0%
State Funds	\$0	0.0%
Federal Assistance	\$482,863	100.0%
Other Funds	\$0	0.0%
<b>Total Capital Funds Expended</b>	<b>\$482,863</b>	<b>100.0%</b>

**Operating Funding Sources**



**Capital Funding Sources**



**Modal Characteristics**

**Operation Characteristics**

**Vehicles Operated at Maximum Service**

Mode	Directly Operated	Purchased Transportation	Operating Expenses	Fare Revenues	Uses of Capital Funds	Annual Unlinked Trips	Annual Vehicle Revenue Miles	Annual Vehicle Revenue Hours
Demand Response	6	-	\$136,970	\$0	\$0	52,174	92,477	9,650
Bus	1	-	\$223,932	\$0	\$482,863	9,842	14,587	1,225
<b>Total</b>	<b>7</b>	<b>-</b>	<b>\$360,902</b>	<b>\$0</b>	<b>\$482,863</b>	<b>62,016</b>	<b>107,064</b>	<b>10,875</b>

**Performance Measures**


**Service Efficiency**

Mode	Operating Expenses per Vehicle Revenue Mile	Operating Expenses per Vehicle Revenue Hour
Demand Response	\$1.48	\$14.19
Bus	\$15.35	\$182.80
<b>Total</b>	<b>\$3.37</b>	<b>\$33.19</b>

**Service Effectiveness**

Mode	Operating Expenses per Unlinked Passenger Trip	Unlinked Trips per Vehicle Revenue Mile	Unlinked Trips per Vehicle Revenue Hour
Demand Response	\$2.63	0.6	5.4
Bus	\$22.75	0.7	8.0
<b>Total</b>	<b>\$5.82</b>	<b>0.6</b>	<b>5.7</b>

Operating Expense per Vehicle Revenue Mile: Agency Total



Unlinked Passenger Trips per Vehicle Revenue Mile: Agency Total

