

# Montrose County Seniors

## 2014 Annual Agency Profile

### General Information

#### Service Consumption

80,600 Annual Unlinked Trips (UPT)

#### Service Supplied

363,501 Annual Vehicle Revenue Miles (VRM)  
34,487 Annual Vehicle Revenue Hours (VRH)

#### Summary of Operating Expenses (OE)

\$1,072,547 Total Operating Expenses

#### Database Information

NTDID: 8R01-88215

Reporter Type: Rural General Public Transit

### Financial Information

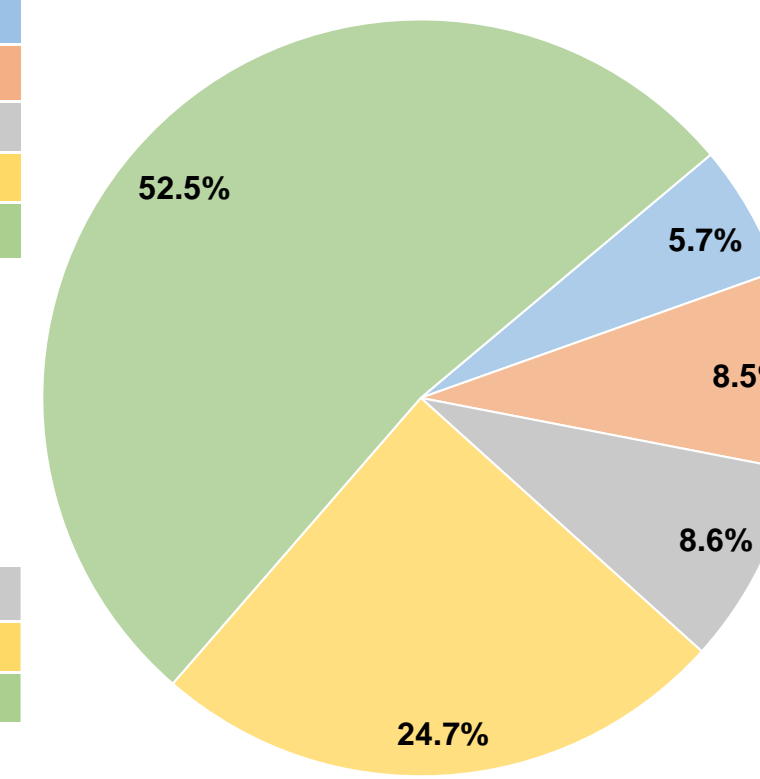
#### Sources of Operating Funds Expended

Fare Revenues	\$60,851	5.7%
Local Funds	\$90,959	8.5%
State Funds	\$92,660	8.6%
Federal Assistance	\$264,830	24.7%
Other Funds	\$563,247	52.5%
<b>Total Operating Funds Expended</b>	<b>\$1,072,547</b>	<b>100.0%</b>

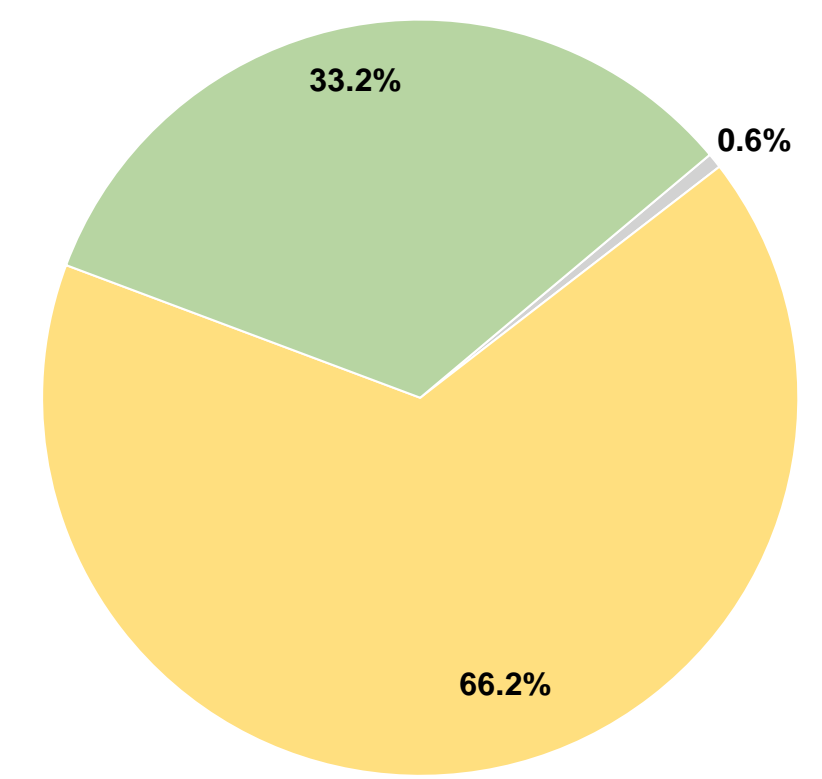
#### Sources of Capital Funds Expended

Fare Revenues	\$0	0.0%
Local Funds	\$0	0.0%
State Funds	\$1,440	0.6%
Federal Assistance	\$147,667	66.2%
Other Funds	\$74,054	33.2%
<b>Total Capital Funds Expended</b>	<b>\$223,161</b>	<b>100.0%</b>

#### Operating Funding Sources



#### Capital Funding Sources



### Modal Characteristics

#### Operation Characteristics

#### Vehicles Operated at Maximum Service

Mode	Directly Operated	Purchased Transportation	Operating Expenses	Fare Revenues	Uses of Capital Funds	Annual Unlinked Trips	Annual Vehicle Revenue Miles	Annual Vehicle Revenue Hours
Demand Response	27	-	\$1,072,547	\$60,851	\$223,161	80,600	363,501	34,487
<b>Total</b>	<b>27</b>	<b>-</b>	<b>\$1,072,547</b>	<b>\$60,851</b>	<b>\$223,161</b>	<b>80,600</b>	<b>363,501</b>	<b>34,487</b>

#### Performance Measures


#### Service Efficiency

Mode	Operating Expenses per Vehicle Revenue Mile	Operating Expenses per Vehicle Revenue Hour
Demand Response	\$2.95	\$31.10
<b>Total</b>	<b>\$2.95</b>	<b>\$31.10</b>

#### Service Effectiveness

Mode	Operating Expenses per Unlinked Passenger Trip	Unlinked Trips per Vehicle Revenue Mile	Unlinked Trips per Vehicle Revenue Hour
Demand Response	\$13.31	0.2	2.3
<b>Total</b>	<b>\$13.31</b>	<b>0.2</b>	<b>2.3</b>

Operating Expense per Vehicle Revenue Mile: Agency Total



Unlinked Passenger Trips per Vehicle Revenue Mile: Agency Total

