

General Information

Financial Information

Service Consumption

41,922 Annual Unlinked Trips (UPT)

Service Supplied

105,834 Annual Vehicle Revenue Miles (VRM)

4,420 Annual Vehicle Revenue Hours (VRH)

Summary of Operating Expenses (OE)

\$195,412 Total Operating Expenses

Database Information

NTDID: 8R02-80172

Reporter Type: Rural General Public Transit

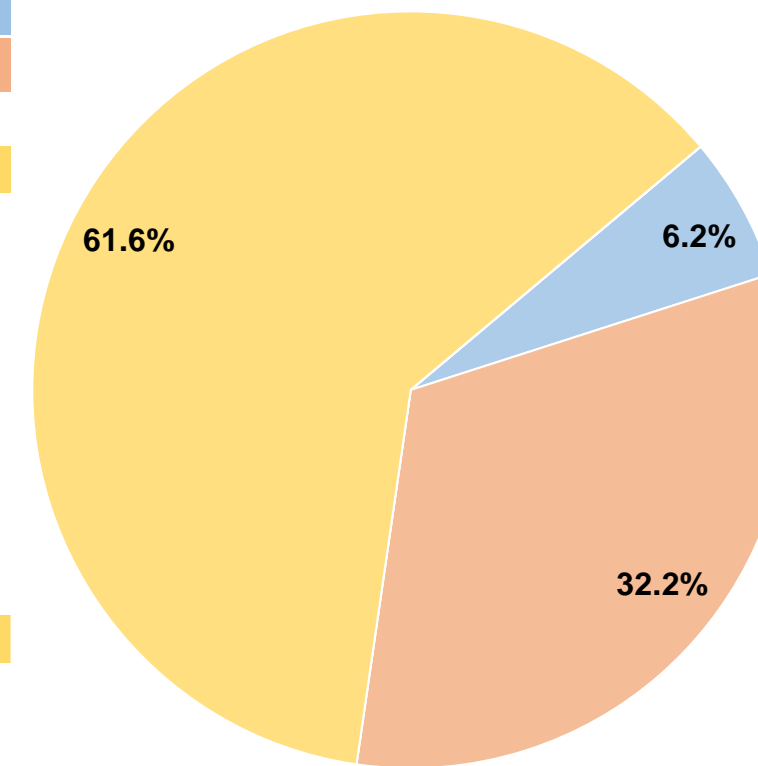
Sources of Operating Funds Expended

Fare Revenues	\$12,035	6.2%
Local Funds	\$63,007	32.2%
State Funds	\$0	0.0%
Federal Assistance	\$120,370	61.6%
Other Funds	\$0	0.0%
Total Operating Funds Expended	\$195,412	100.0%

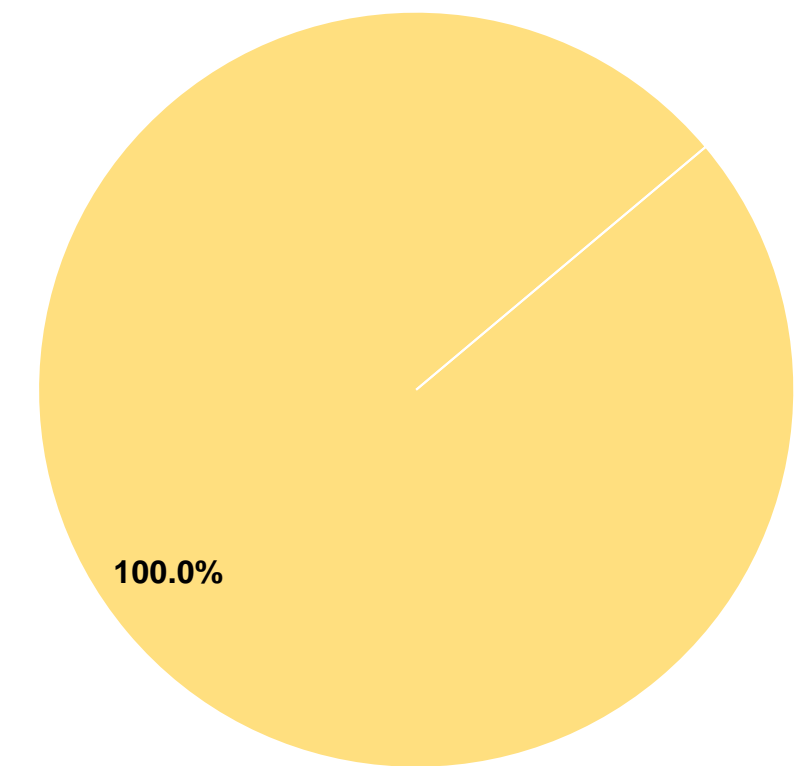
Sources of Capital Funds Expended

Fare Revenues	\$0	0.0%
Local Funds	\$0	0.0%
State Funds	\$0	0.0%
Federal Assistance	\$40,375	100.0%
Other Funds	\$0	0.0%
Total Capital Funds Expended	\$40,375	100.0%

Operating Funding Sources



Capital Funding Sources



Modal Characteristics

Operation Characteristics

Vehicles Operated at Maximum Service

Mode	Directly Operated	Purchased Transportation	Operating Expenses	Fare Revenues	Uses of Capital Funds	Annual Unlinked Trips	Annual Vehicle Revenue Miles	Annual Vehicle Revenue Hours
Demand Response	10	-	\$195,412	\$12,035	\$40,375	41,922	105,834	4,420
Total	10	-	\$195,412	\$12,035	\$40,375	41,922	105,834	4,420

Performance Measures

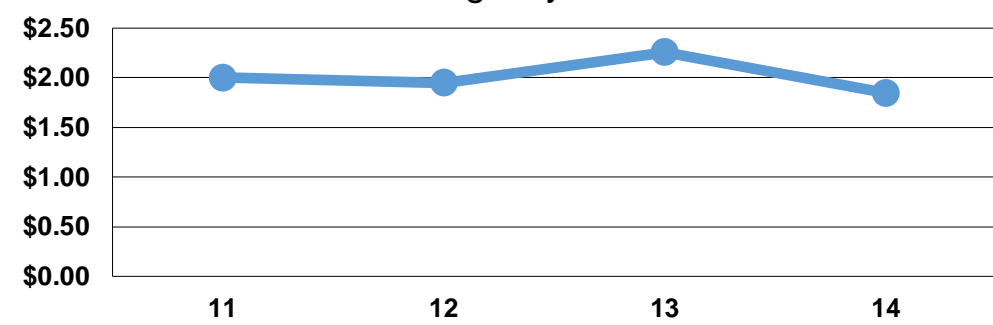
Service Efficiency

Mode	Operating Expenses per Vehicle Revenue Mile	Operating Expenses per Vehicle Revenue Hour
Demand Response	\$1.85	\$44.21
Total	\$1.85	\$44.21

Service Effectiveness

Mode	Operating Expenses per Unlinked Passenger Trip	Unlinked Trips per Vehicle Revenue Mile	Unlinked Trips per Vehicle Revenue Hour
Demand Response	\$4.66	0.4	9.5
Total	\$4.66	0.4	9.5

Operating Expense per Vehicle Revenue Mile: Agency Total



Unlinked Passenger Trips per Vehicle Revenue Mile: Agency Total

