

**General Information**

**Service Consumption**

52,083 Annual Unlinked Trips (UPT)

**Service Supplied**

64,037 Annual Vehicle Revenue Miles (VRM)

7,516 Annual Vehicle Revenue Hours (VRH)

**Summary of Operating Expenses (OE)**

\$222,757 Total Operating Expenses

**Database Information**

NTDID: 8R02-80224

Reporter Type: Rural General Public Transit

**Financial Information**

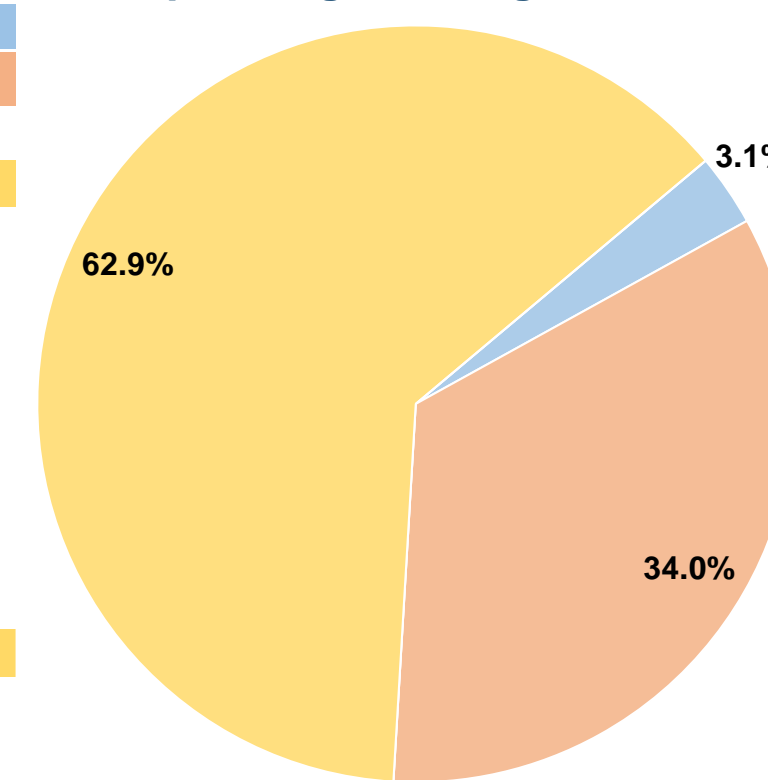
**Sources of Operating Funds Expended**

Fare Revenues	\$6,855	3.1%
Local Funds	\$75,684	34.0%
State Funds	\$0	0.0%
Federal Assistance	\$140,217	62.9%
Other Funds	\$0	0.0%
<b>Total Operating Funds Expended</b>	<b>\$222,756</b>	<b>100.0%</b>

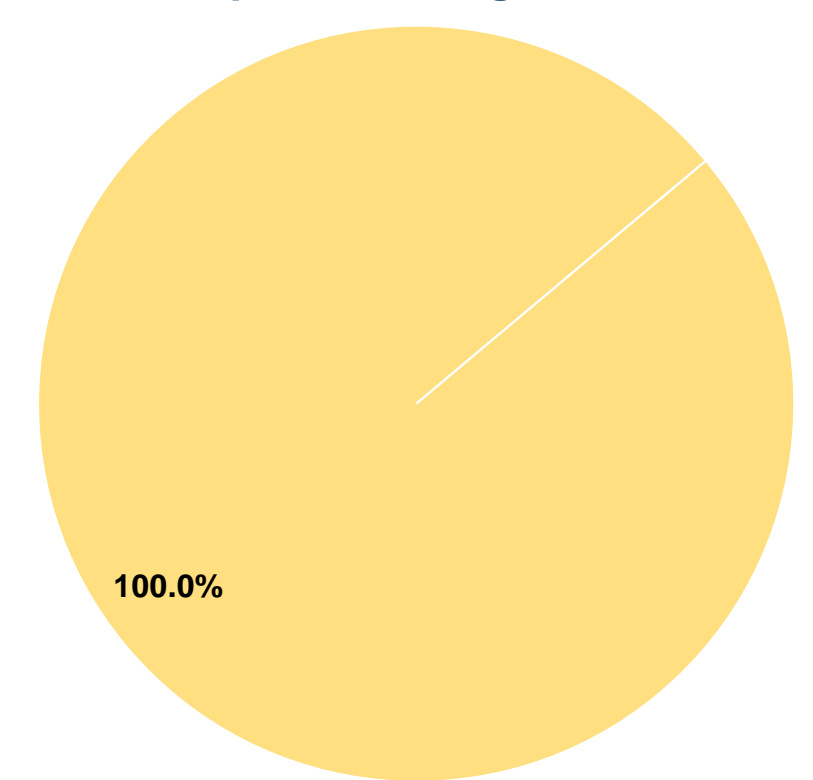
**Sources of Capital Funds Expended**

Fare Revenues	\$0	0.0%
Local Funds	\$0	0.0%
State Funds	\$0	0.0%
Federal Assistance	\$40,375	100.0%
Other Funds	\$0	0.0%
<b>Total Capital Funds Expended</b>	<b>\$40,375</b>	<b>100.0%</b>

**Operating Funding Sources**



**Capital Funding Sources**



**Modal Characteristics**

**Operation Characteristics**

**Vehicles Operated at Maximum Service**

Mode	Directly Operated	Purchased Transportation	Operating Expenses	Fare Revenues	Uses of Capital Funds	Annual Unlinked Trips	Annual Vehicle Revenue Miles	Annual Vehicle Revenue Hours
Demand Response	8	-	\$222,757	\$6,855	\$40,375	52,083	64,037	7,516
<b>Total</b>	<b>8</b>	<b>-</b>	<b>\$222,757</b>	<b>\$6,855</b>	<b>\$40,375</b>	<b>52,083</b>	<b>64,037</b>	<b>7,516</b>

**Performance Measures**

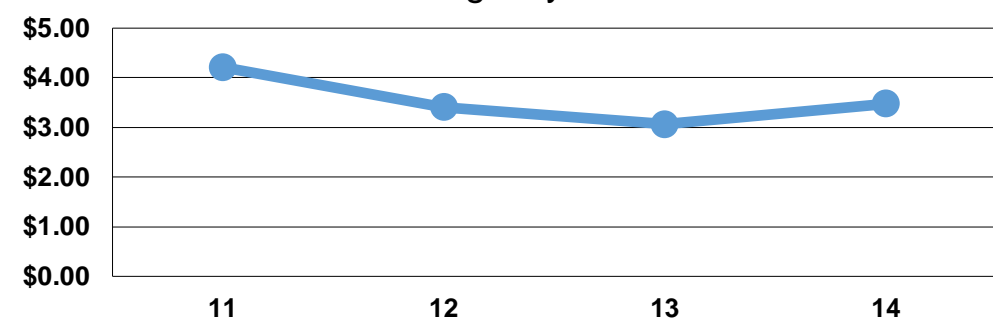
**Service Efficiency**

Mode	Operating Expenses per Vehicle Revenue Mile	Operating Expenses per Vehicle Revenue Hour
Demand Response	\$3.48	\$29.64
<b>Total</b>	<b>\$3.48</b>	<b>\$29.64</b>

**Service Effectiveness**

Mode	Operating Expenses per Unlinked Passenger Trip	Unlinked Trips per Vehicle Revenue Mile	Unlinked Trips per Vehicle Revenue Hour
Demand Response	\$4.28	0.8	6.9
<b>Total</b>	<b>\$4.28</b>	<b>0.8</b>	<b>6.9</b>

Operating Expense per Vehicle Revenue Mile: Agency Total



Unlinked Passenger Trips per Vehicle Revenue Mile: Agency Total

