

Stark County Council on Aging / Elder Care

2014 Annual Agency Profile

361 26th St E
Dickinson, ND 58601

Transit Program Manager: Ms. Becky Hanson
701-328-2542

General Information

Financial Information

Service Consumption

39,157 Annual Unlinked Trips (UPT)

Service Supplied

179,576 Annual Vehicle Revenue Miles (VRM)

17,059 Annual Vehicle Revenue Hours (VRH)

Summary of Operating Expenses (OE)

\$947,703 Total Operating Expenses

Database Information

NTDID: 8R03-80114

Reporter Type: Rural General Public Transit

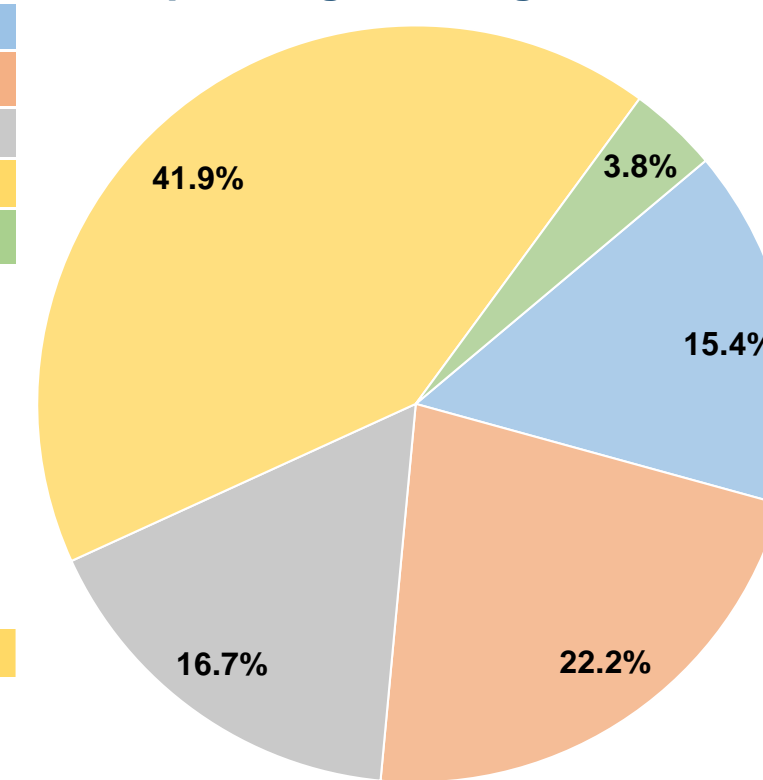
Sources of Operating Funds Expended

Fare Revenues	\$145,783	15.4%
Local Funds	\$210,512	22.2%
State Funds	\$158,289	16.7%
Federal Assistance	\$396,928	41.9%
Other Funds	\$36,191	3.8%
Total Operating Funds Expended	\$947,703	100.0%

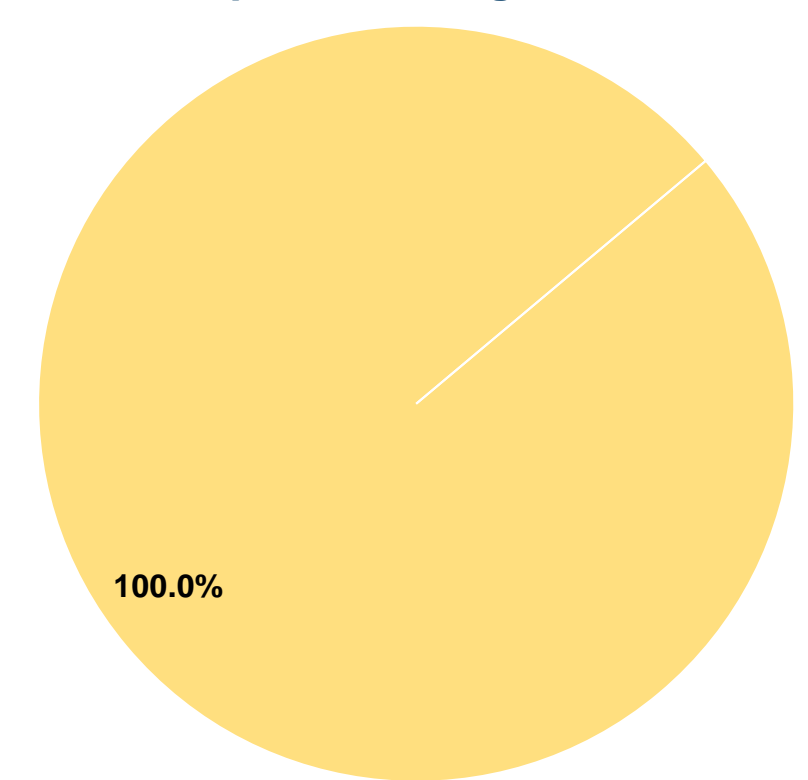
Sources of Capital Funds Expended

Fare Revenues	\$0	0.0%
Local Funds	\$0	0.0%
State Funds	\$0	0.0%
Federal Assistance	\$6,720	100.0%
Other Funds	\$0	0.0%
Total Capital Funds Expended	\$6,720	100.0%

Operating Funding Sources



Capital Funding Sources



Modal Characteristics

Operation Characteristics

Vehicles Operated at Maximum Service

Mode	Directly Operated	Purchased Transportation	Operating Expenses	Fare Revenues	Uses of Capital Funds	Annual Unlinked Trips	Annual Vehicle Revenue Miles	Annual Vehicle Revenue Hours
Demand Response	14	-	\$947,703	\$145,783	\$6,720	39,157	179,576	17,059
Total	14	-	\$947,703	\$145,783	\$6,720	39,157	179,576	17,059

Performance Measures

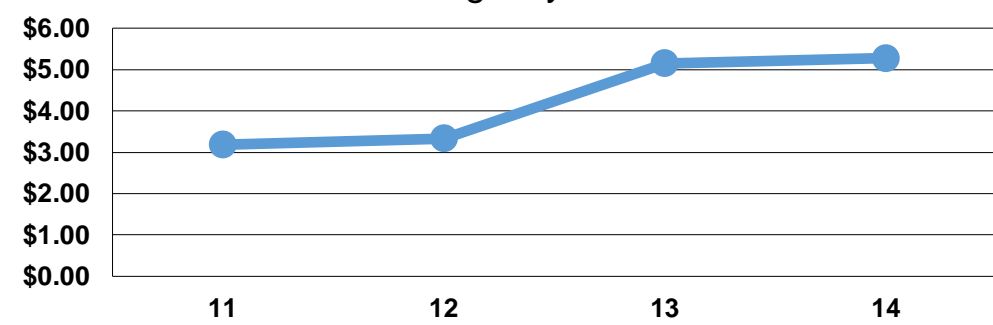
Service Efficiency

Mode	Operating Expenses per Vehicle Revenue Mile	Operating Expenses per Vehicle Revenue Hour
Demand Response	\$5.28	\$55.55
Total	\$5.28	\$55.55

Service Effectiveness

Mode	Operating Expenses per Unlinked Passenger Trip	Unlinked Trips per Vehicle Revenue Mile	Unlinked Trips per Vehicle Revenue Hour
Demand Response	\$24.20	0.2	2.3
Total	\$24.20	0.2	2.3

Operating Expense per Vehicle Revenue Mile: Agency Total



Unlinked Passenger Trips per Vehicle Revenue Mile: Agency Total

