

# Pembina County Meals and Transportation

## 2014 Annual Agency Profile

### General Information

#### Service Consumption

5,125 Annual Unlinked Trips (UPT)

#### Service Supplied

110,505 Annual Vehicle Revenue Miles (VRM)  
5,297 Annual Vehicle Revenue Hours (VRH)

#### Summary of Operating Expenses (OE)

\$197,166 Total Operating Expenses

#### Database Information

NTDID: 8R03-80129

Reporter Type: Rural General Public Transit

### Financial Information

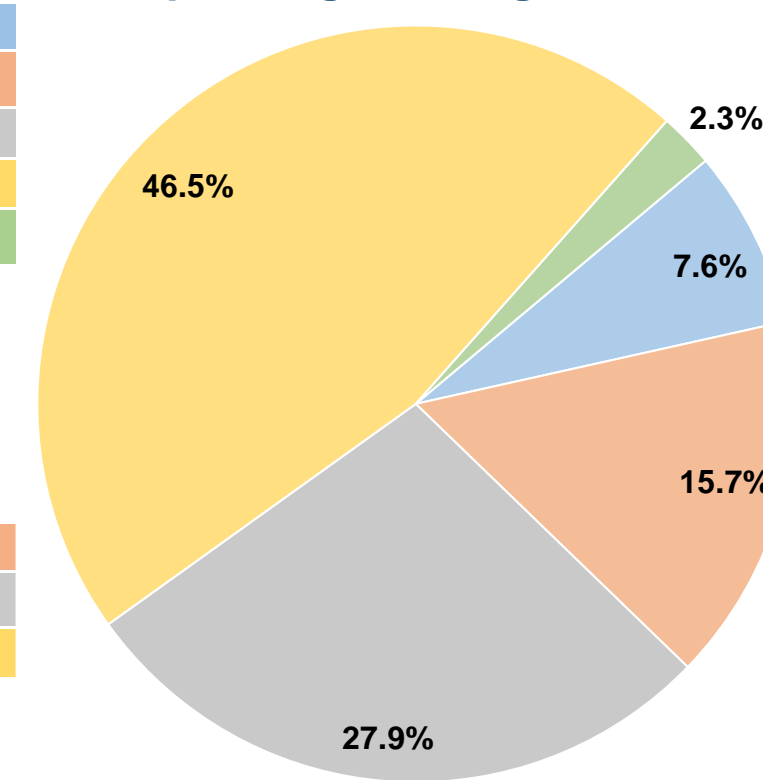
#### Sources of Operating Funds Expended

Fare Revenues	\$15,025	7.6%
Local Funds	\$31,013	15.7%
State Funds	\$54,931	27.9%
Federal Assistance	\$91,586	46.5%
Other Funds	\$4,611	2.3%
<b>Total Operating Funds Expended</b>	<b>\$197,166</b>	<b>100.0%</b>

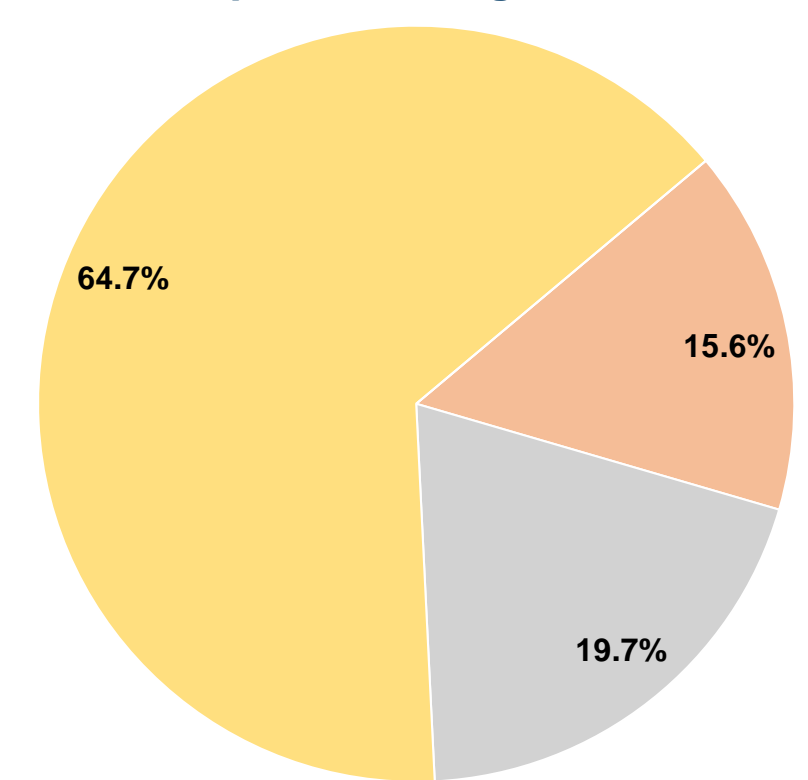
#### Sources of Capital Funds Expended

Fare Revenues	\$0	0.0%
Local Funds	\$14,482	15.6%
State Funds	\$18,253	19.7%
Federal Assistance	\$59,922	64.7%
Other Funds	\$0	0.0%
<b>Total Capital Funds Expended</b>	<b>\$92,657</b>	<b>100.0%</b>

#### Operating Funding Sources



#### Capital Funding Sources



### Modal Characteristics

#### Operation Characteristics

##### Vehicles Operated at Maximum Service

Mode	Directly Operated	Purchased Transportation	Operating Expenses	Fare Revenues	Uses of Capital Funds	Annual Unlinked Trips	Annual Vehicle Revenue Miles	Annual Vehicle Revenue Hours
Demand Response	5	-	\$197,166	\$15,025	\$92,657	5,125	110,505	5,297
<b>Total</b>	<b>5</b>	<b>-</b>	<b>\$197,166</b>	<b>\$15,025</b>	<b>\$92,657</b>	<b>5,125</b>	<b>110,505</b>	<b>5,297</b>

#### Performance Measures

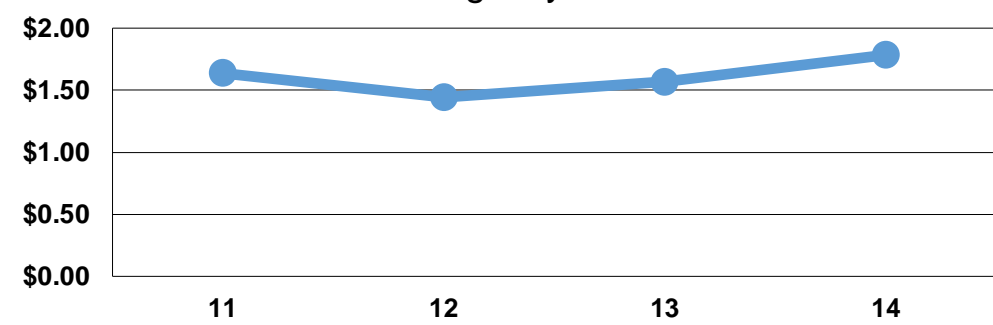
##### Service Efficiency

Mode	Operating Expenses per Vehicle Revenue Mile	Operating Expenses per Vehicle Revenue Hour
Demand Response	\$1.78	\$37.22
<b>Total</b>	<b>\$1.78</b>	<b>\$37.22</b>

##### Service Effectiveness

Mode	Operating Expenses per Unlinked Passenger Trip	Unlinked Trips per Vehicle Revenue Mile	Unlinked Trips per Vehicle Revenue Hour
Demand Response	\$38.47	0.0	1.0
<b>Total</b>	<b>\$38.47</b>	<b>0.0</b>	<b>1.0</b>

Operating Expense per Vehicle Revenue Mile: Agency Total



Unlinked Passenger Trips per Vehicle Revenue Mile: Agency Total

