

Kidder-Emmons County Senior Services

2014 Annual Agency Profile

General Information

Service Consumption

7,199 Annual Unlinked Trips (UPT)

Service Supplied

50,212 Annual Vehicle Revenue Miles (VRM)

1,881 Annual Vehicle Revenue Hours (VRH)

Summary of Operating Expenses (OE)

\$93,686 Total Operating Expenses

Database Information

NTDID: 8R03-80228

Reporter Type: Rural General Public Transit

Financial Information

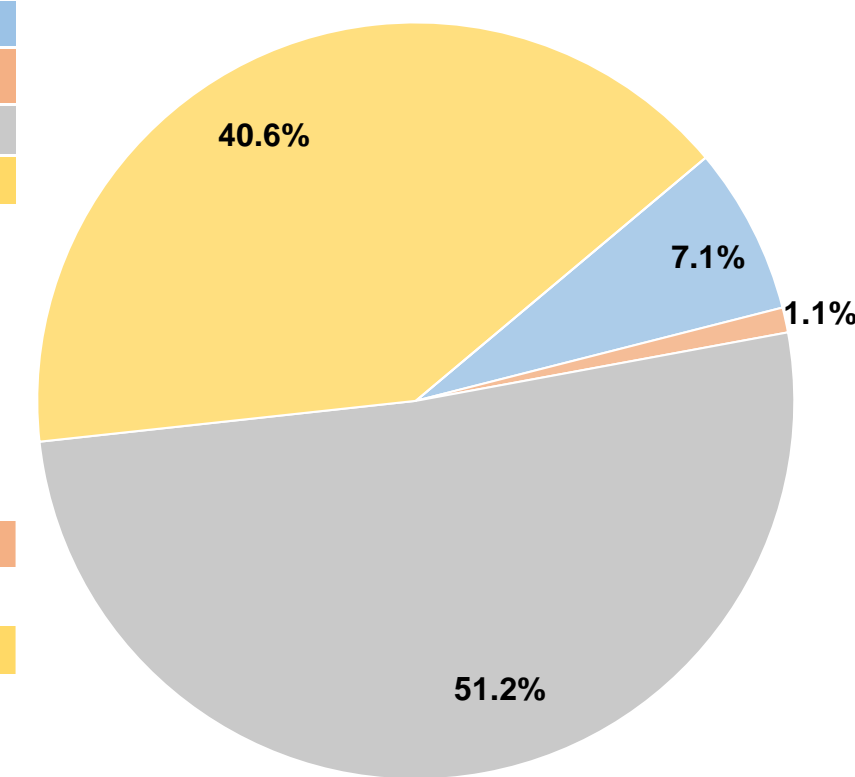
Sources of Operating Funds Expended

Fare Revenues	\$6,695	7.1%
Local Funds	\$1,000	1.1%
State Funds	\$47,945	51.2%
Federal Assistance	\$38,046	40.6%
Other Funds	\$0	0.0%
Total Operating Funds Expended	\$93,686	100.0%

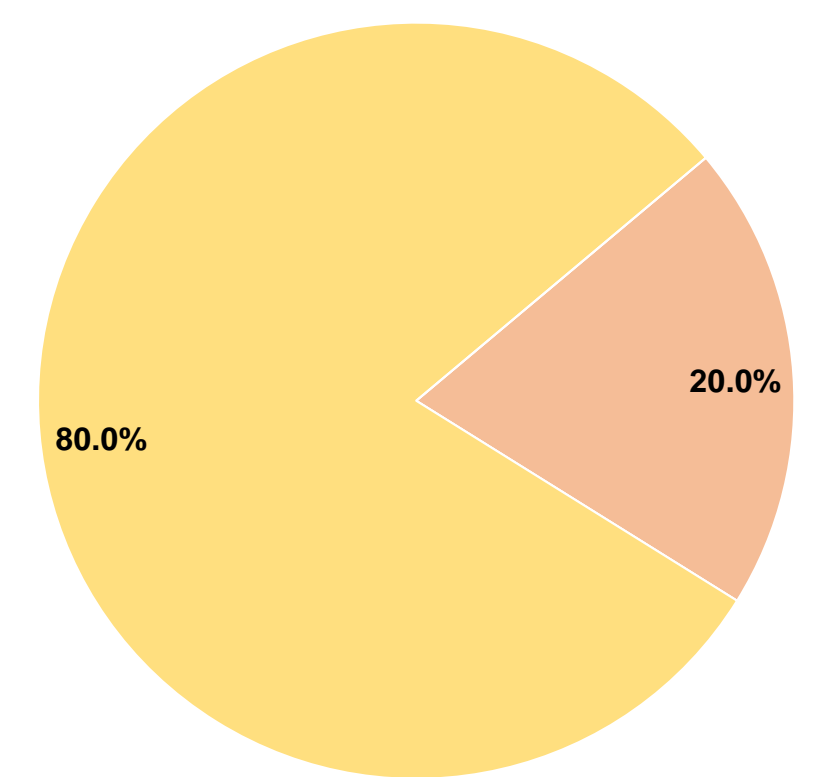
Sources of Capital Funds Expended

Fare Revenues	\$0	0.0%
Local Funds	\$685	20.0%
State Funds	\$0	0.0%
Federal Assistance	\$2,743	80.0%
Other Funds	\$0	0.0%
Total Capital Funds Expended	\$3,428	100.0%

Operating Funding Sources



Capital Funding Sources



Modal Characteristics

Operation Characteristics

Vehicles Operated at Maximum Service

Mode	Directly Operated	Purchased Transportation	Operating Expenses	Fare Revenues	Uses of Capital Funds	Annual Unlinked Trips	Annual Vehicle Revenue Miles	Annual Vehicle Revenue Hours
Demand Response	3	-	\$93,686	\$6,695	\$3,428	7,199	50,212	1,881
Total	3	-	\$93,686	\$6,695	\$3,428	7,199	50,212	1,881

Performance Measures

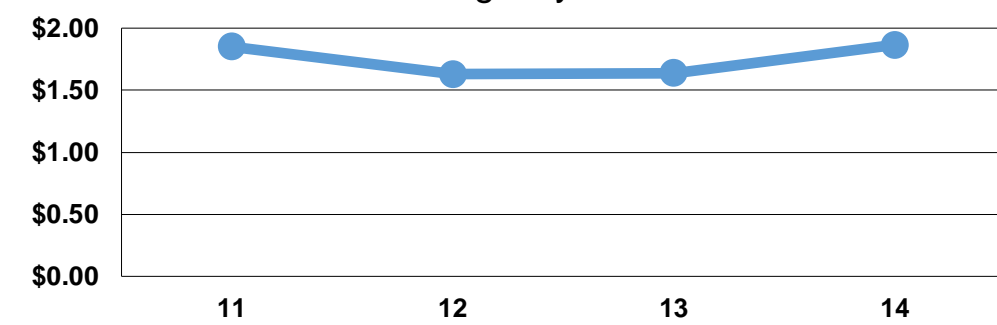
Service Efficiency

Mode	Operating Expenses per Vehicle Revenue Mile	Operating Expenses per Vehicle Revenue Hour
Demand Response	\$1.87	\$49.81
Total	\$1.87	\$49.81

Service Effectiveness

Mode	Operating Expenses per Unlinked Passenger Trip	Unlinked Trips per Vehicle Revenue Mile	Unlinked Trips per Vehicle Revenue Hour
Demand Response	\$13.01	0.1	3.8
Total	\$13.01	0.1	3.8

Operating Expense per Vehicle Revenue Mile: Agency Total



Unlinked Passenger Trips per Vehicle Revenue Mile: Agency Total

