

Cavalier County Senior Meals & Services

2014 Annual Agency Profile

Transit Program Manager: Ms. Becky Hanson
701-328-2542

211 8th Ave
Langdon, ND 58249

General Information

Service Consumption

6,272 Annual Unlinked Trips (UPT)

Service Supplied

24,270 Annual Vehicle Revenue Miles (VRM)

2,716 Annual Vehicle Revenue Hours (VRH)

Summary of Operating Expenses (OE)

\$84,198 Total Operating Expenses

Database Information

NTDID: 8R03-80233

Reporter Type: Rural General Public Transit

Financial Information

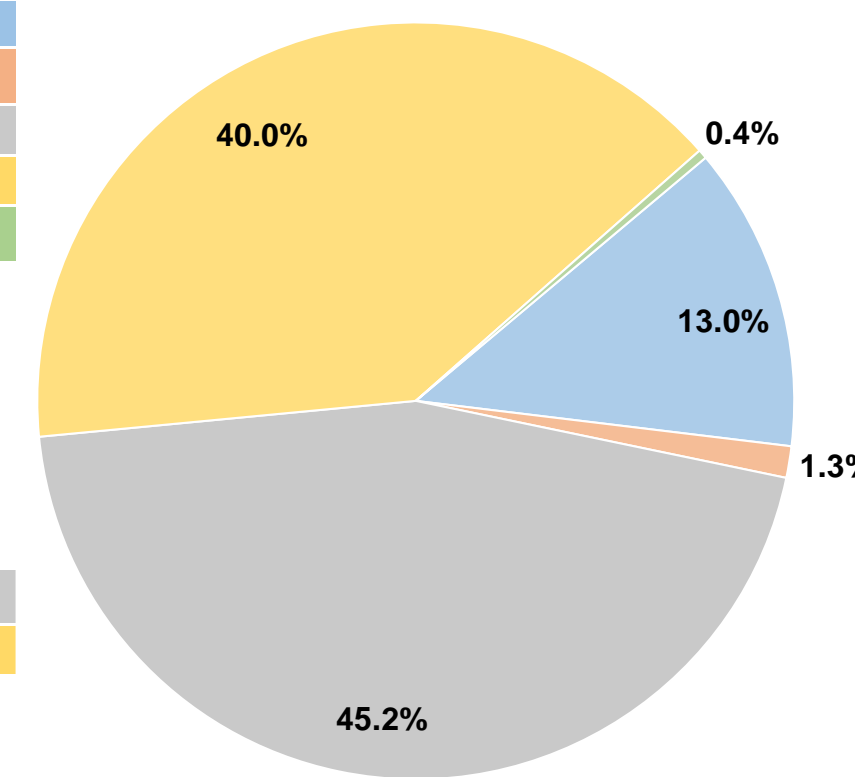
Sources of Operating Funds Expended

Fare Revenues	\$10,969	13.0%
Local Funds	\$1,134	1.3%
State Funds	\$38,078	45.2%
Federal Assistance	\$33,687	40.0%
Other Funds	\$330	0.4%
Total Operating Funds Expended	\$84,198	100.0%

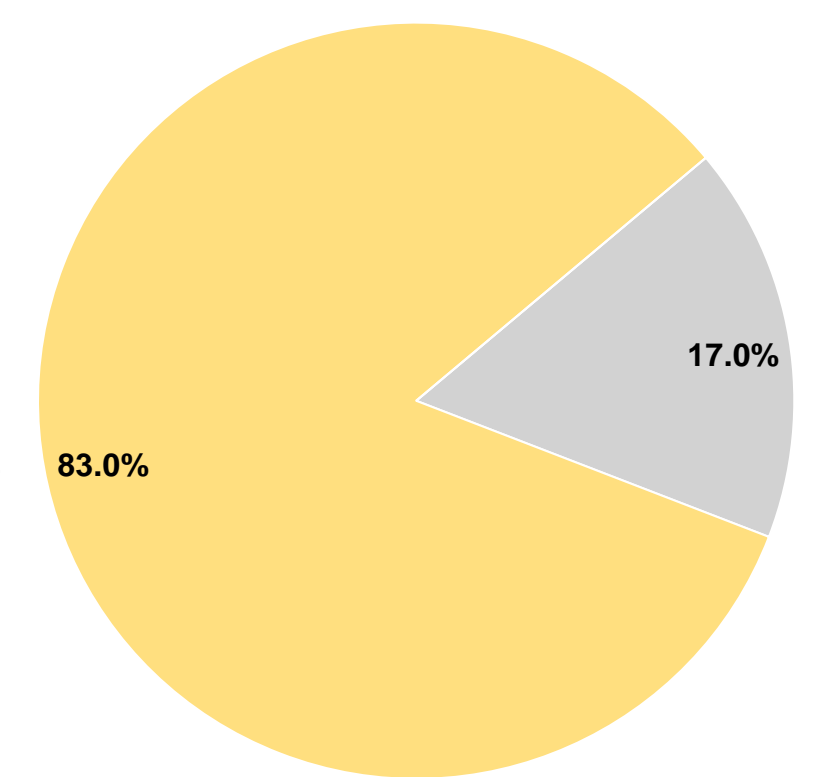
Sources of Capital Funds Expended

Fare Revenues	\$0	0.0%
Local Funds	\$0	0.0%
State Funds	\$7,356	17.0%
Federal Assistance	\$35,982	83.0%
Other Funds	\$0	0.0%
Total Capital Funds Expended	\$43,338	100.0%

Operating Funding Sources



Capital Funding Sources



Modal Characteristics

Operation Characteristics

Vehicles Operated at Maximum Service

Mode	Directly Operated	Purchased Transportation	Operating Expenses	Fare Revenues	Uses of Capital Funds	Annual Unlinked Trips	Annual Vehicle Revenue Miles	Annual Vehicle Revenue Hours
Demand Response	3	-	\$84,198	\$10,969	\$43,338	6,272	24,270	2,716
Total	3	-	\$84,198	\$10,969	\$43,338	6,272	24,270	2,716

Performance Measures

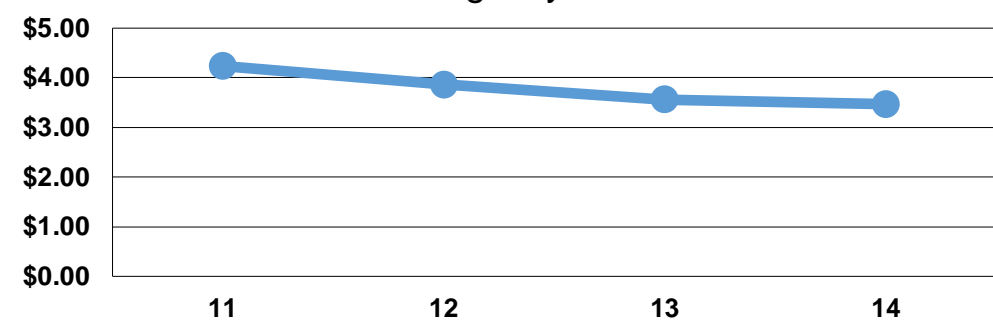
Service Efficiency

Mode	Operating Expenses per Vehicle Revenue Mile	Operating Expenses per Vehicle Revenue Hour
Demand Response	\$3.47	\$31.00
Total	\$3.47	\$31.00

Service Effectiveness

Mode	Operating Expenses per Unlinked Passenger Trip	Unlinked Trips per Vehicle Revenue Mile	Unlinked Trips per Vehicle Revenue Hour
Demand Response	\$13.42	0.3	2.3
Total	\$13.42	0.3	2.3

Operating Expense per Vehicle Revenue Mile: Agency Total



Unlinked Passenger Trips per Vehicle Revenue Mile: Agency Total

