

Nelson County Council On Aging

2014 Annual Agency Profile

General Information

Service Consumption

5,320 Annual Unlinked Trips (UPT)

Service Supplied

43,714 Annual Vehicle Revenue Miles (VRM)

1,766 Annual Vehicle Revenue Hours (VRH)

Summary of Operating Expenses (OE)

\$101,644 Total Operating Expenses

Database Information

NTDID: 8R03-80250

Reporter Type: Rural General Public Transit

Financial Information

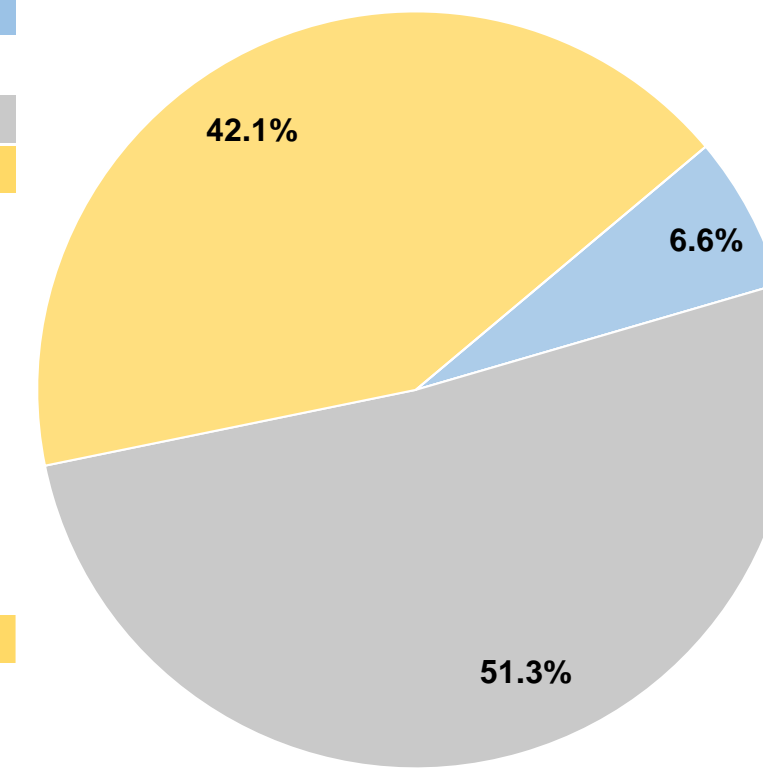
Sources of Operating Funds Expended

Fare Revenues	\$6,708	6.6%
Local Funds	\$0	0.0%
State Funds	\$52,144	51.3%
Federal Assistance	\$42,792	42.1%
Other Funds	\$0	0.0%
Total Operating Funds Expended	\$101,644	100.0%

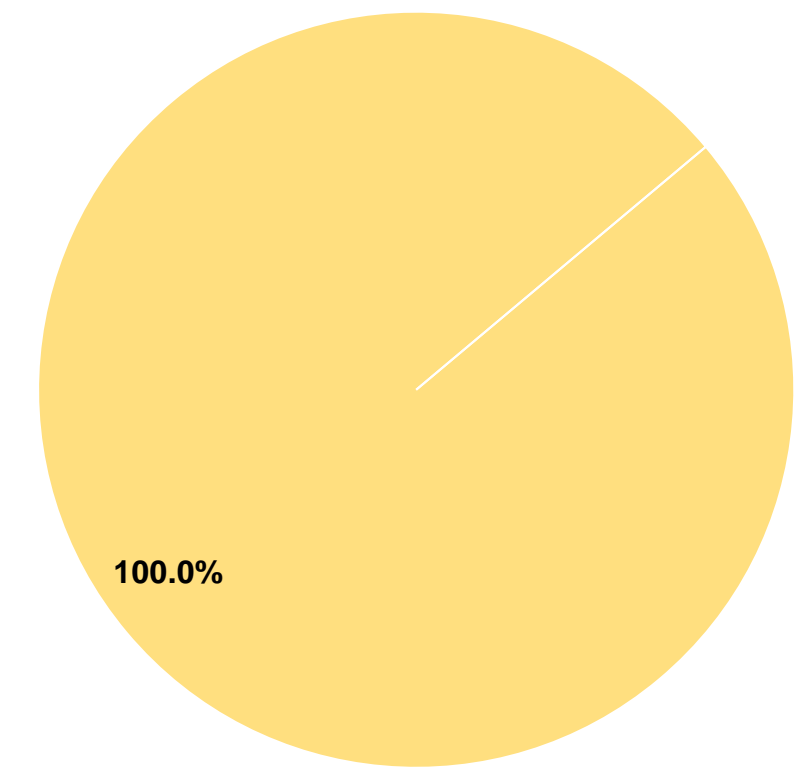
Sources of Capital Funds Expended

Fare Revenues	\$0	0.0%
Local Funds	\$0	0.0%
State Funds	\$0	0.0%
Federal Assistance	\$29,682	100.0%
Other Funds	\$0	0.0%
Total Capital Funds Expended	\$29,682	100.0%

Operating Funding Sources



Capital Funding Sources



Modal Characteristics

Operation Characteristics

Vehicles Operated at Maximum Service

Mode	Directly Operated	Purchased Transportation	Operating Expenses	Fare Revenues	Uses of Capital Funds	Annual Unlinked Trips	Annual Vehicle Revenue Miles	Annual Vehicle Revenue Hours
Demand Response	2	-	\$101,644	\$6,708	\$29,682	5,320	43,714	1,766
Total	2	-	\$101,644	\$6,708	\$29,682	5,320	43,714	1,766

Performance Measures

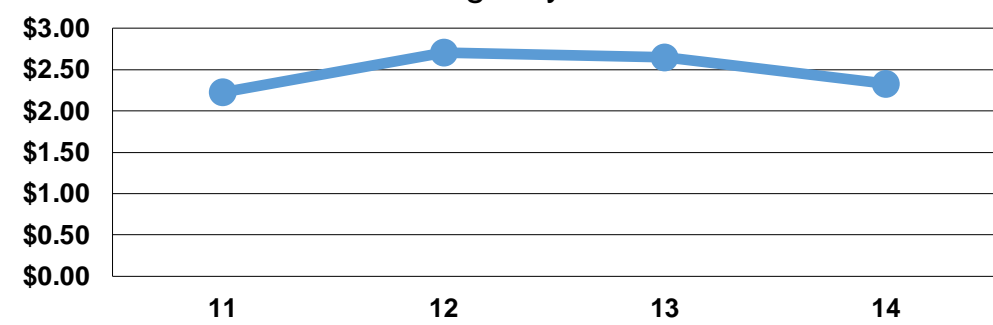
Service Efficiency

Mode	Operating Expenses per Vehicle Revenue Mile	Operating Expenses per Vehicle Revenue Hour
Demand Response	\$2.33	\$57.56
Total	\$2.33	\$57.56

Service Effectiveness

Mode	Operating Expenses per Unlinked Passenger Trip	Unlinked Trips per Vehicle Revenue Mile	Unlinked Trips per Vehicle Revenue Hour
Demand Response	\$19.11	0.1	3.0
Total	\$19.11	0.1	3.0

Operating Expense per Vehicle Revenue Mile: Agency Total



Unlinked Passenger Trips per Vehicle Revenue Mile: Agency Total

