

# Southwest Transportation Services (Southwest Transit)

2014 Annual Agency Profile

## General Information

### Service Consumption

10,993 Annual Unlinked Trips (UPT)

### Service Supplied

90,300 Annual Vehicle Revenue Miles (VRM)

5,012 Annual Vehicle Revenue Hours (VRH)

### Summary of Operating Expenses (OE)

\$235,799 Total Operating Expenses

### Database Information

NTDID: 8R03-80268

Reporter Type: Rural General Public Transit

## Financial Information

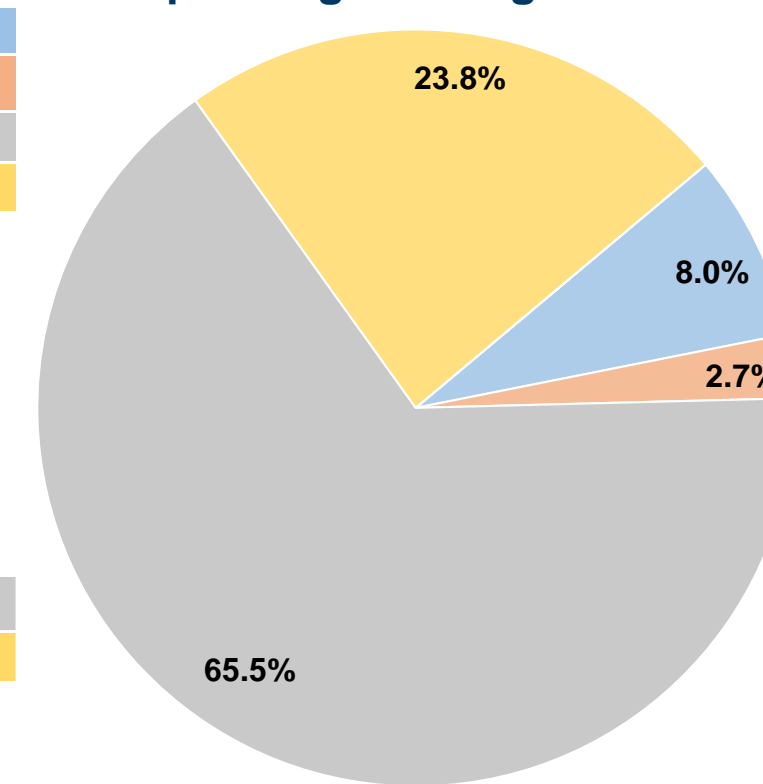
### Sources of Operating Funds Expended

Fare Revenues	\$18,824	8.0%
Local Funds	\$6,420	2.7%
State Funds	\$154,462	65.5%
Federal Assistance	\$56,093	23.8%
Other Funds	\$0	0.0%
<b>Total Operating Funds Expended</b>	<b>\$235,799</b>	<b>100.0%</b>

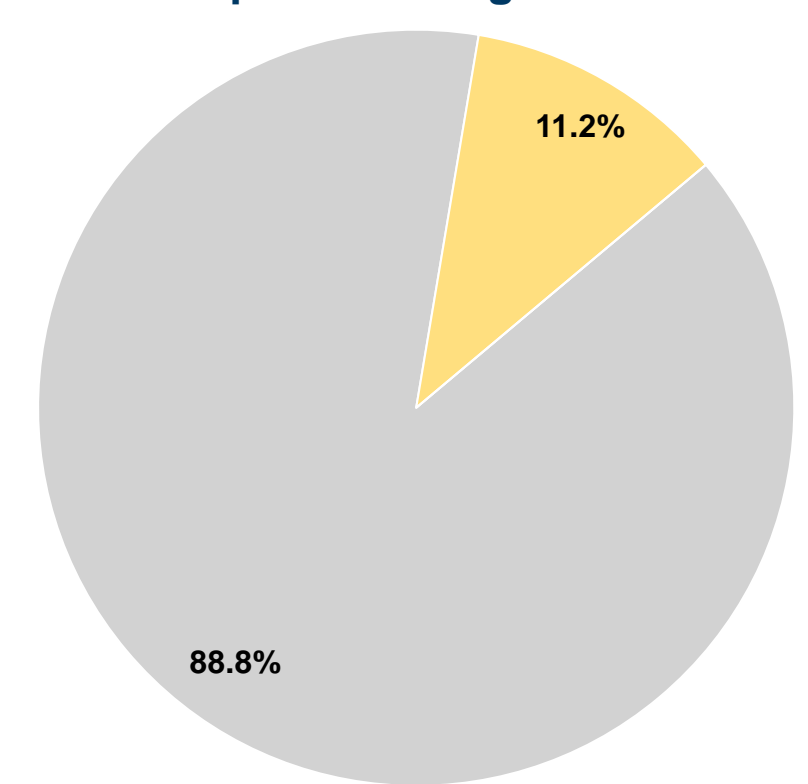
### Sources of Capital Funds Expended

Fare Revenues	\$0	0.0%
Local Funds	\$0	0.0%
State Funds	\$13,200	88.8%
Federal Assistance	\$1,672	11.2%
Other Funds	\$0	0.0%
<b>Total Capital Funds Expended</b>	<b>\$14,872</b>	<b>100.0%</b>

### Operating Funding Sources



### Capital Funding Sources



## Modal Characteristics

### Operation Characteristics

#### Vehicles Operated at Maximum Service

Mode	Directly Operated	Purchased Transportation	Operating Expenses	Fare Revenues	Uses of Capital Funds	Annual Unlinked Trips	Annual Vehicle Revenue Miles	Annual Vehicle Revenue Hours
Demand Response	5	-	\$235,799	\$18,824	\$14,872	10,993	90,300	5,012
<b>Total</b>	<b>5</b>	<b>-</b>	<b>\$235,799</b>	<b>\$18,824</b>	<b>\$14,872</b>	<b>10,993</b>	<b>90,300</b>	<b>5,012</b>

### Performance Measures

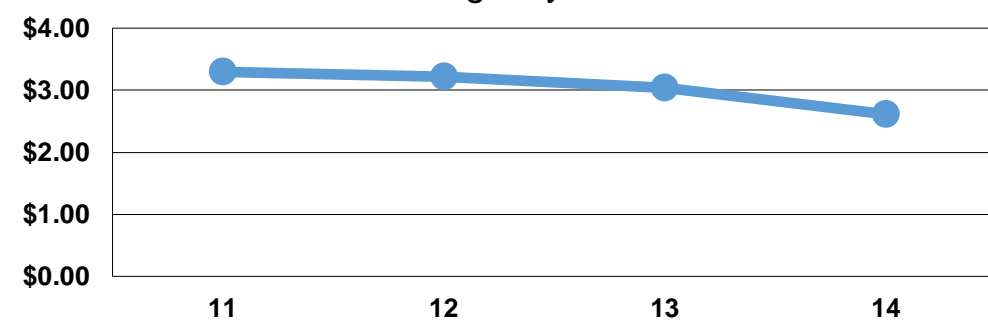
#### Service Efficiency

Mode	Operating Expenses per Vehicle Revenue Mile	Operating Expenses per Vehicle Revenue Hour
Demand Response	\$2.61	\$47.05
<b>Total</b>	<b>\$2.61</b>	<b>\$47.05</b>

#### Service Effectiveness

Mode	Operating Expenses per Unlinked Passenger Trip	Unlinked Trips per Vehicle Revenue Mile	Unlinked Trips per Vehicle Revenue Hour
Demand Response	\$21.45	0.1	2.2
<b>Total</b>	<b>\$21.45</b>	<b>0.1</b>	<b>2.2</b>

Operating Expense per Vehicle Revenue Mile: Agency Total



Unlinked Passenger Trips per Vehicle Revenue Mile: Agency Total

