

Walsh County Transportation Program

2014 Annual Agency Profile

PO Box 620
Park River, ND 58270

Transit Program Manager: Ms. Becky Hanson
701-328-2542

General Information

Service Consumption

7,316 Annual Unlinked Trips (UPT)

Service Supplied

52,034 Annual Vehicle Revenue Miles (VRM)

3,314 Annual Vehicle Revenue Hours (VRH)

Summary of Operating Expenses (OE)

\$161,715 Total Operating Expenses

Database Information

NTDID: 8R03-80296

Reporter Type: Rural General Public Transit

Financial Information

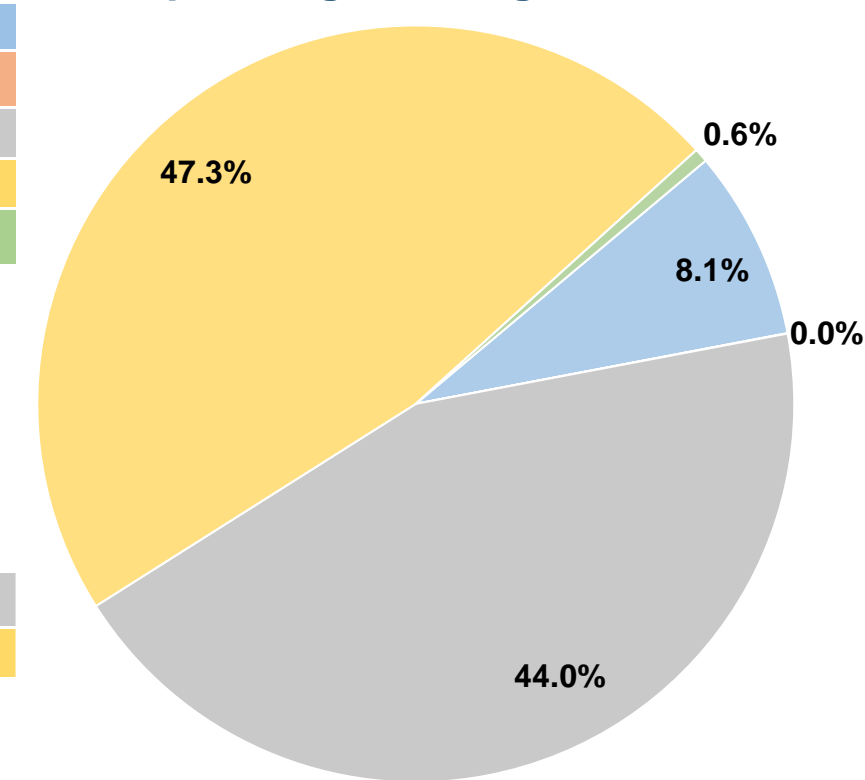
Sources of Operating Funds Expended

Fare Revenues	\$13,126	8.1%
Local Funds	\$30	0.0%
State Funds	\$71,164	44.0%
Federal Assistance	\$76,440	47.3%
Other Funds	\$955	0.6%
Total Operating Funds Expended	\$161,715	100.0%

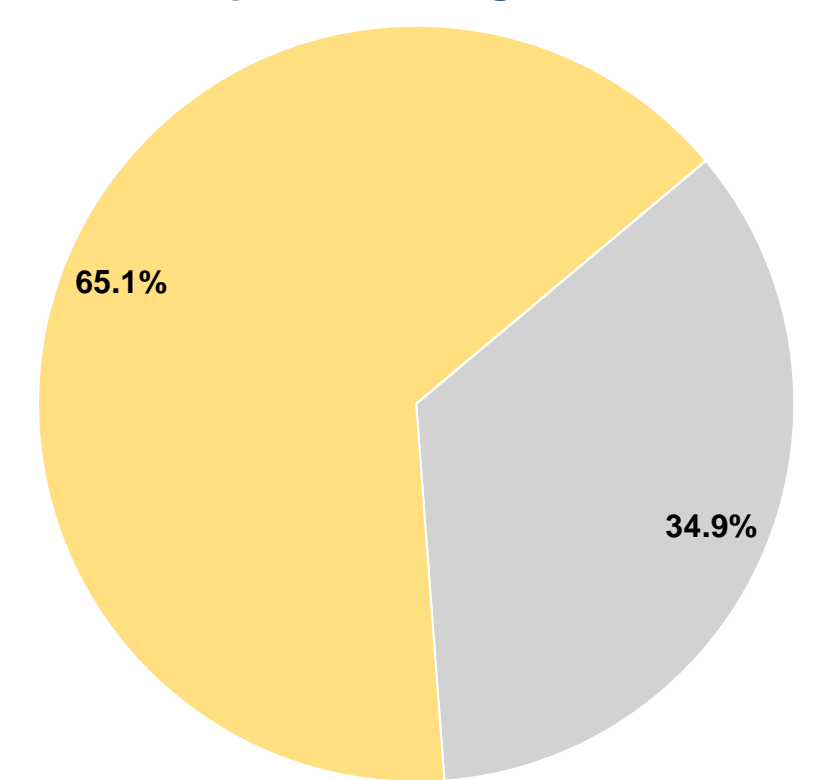
Sources of Capital Funds Expended

Fare Revenues	\$0	0.0%
Local Funds	\$0	0.0%
State Funds	\$15,542	34.9%
Federal Assistance	\$28,965	65.1%
Other Funds	\$0	0.0%
Total Capital Funds Expended	\$44,507	100.0%

Operating Funding Sources



Capital Funding Sources



Modal Characteristics

Operation Characteristics

Vehicles Operated at Maximum Service

Mode	Directly Operated	Purchased Transportation	Operating Expenses	Fare Revenues	Uses of Capital Funds	Annual Unlinked Trips	Annual Vehicle Revenue Miles	Annual Vehicle Revenue Hours
Demand Response	4	-	\$161,715	\$13,126	\$44,507	7,316	52,034	3,314
Total	4	-	\$161,715	\$13,126	\$44,507	7,316	52,034	3,314

Performance Measures

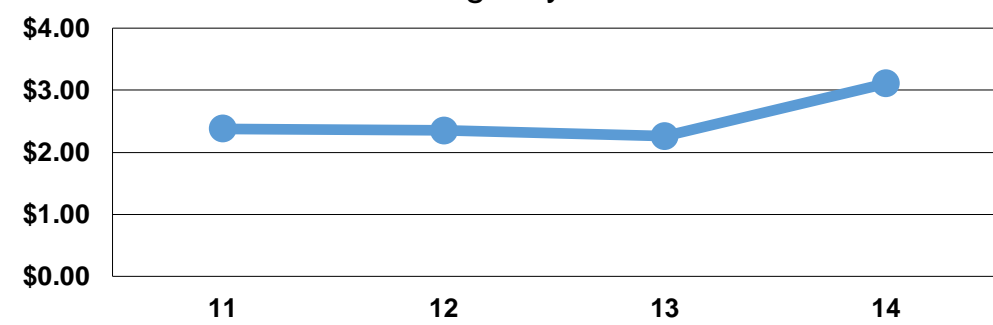
Service Efficiency

Mode	Operating Expenses per Vehicle Revenue Mile	Operating Expenses per Vehicle Revenue Hour
Demand Response	\$3.11	\$48.80
Total	\$3.11	\$48.80

Service Effectiveness

Mode	Operating Expenses per Unlinked Passenger Trip	Unlinked Trips per Vehicle Revenue Mile	Unlinked Trips per Vehicle Revenue Hour
Demand Response	\$22.10	0.1	2.2
Total	\$22.10	0.1	2.2

Operating Expense per Vehicle Revenue Mile: Agency Total



Unlinked Passenger Trips per Vehicle Revenue Mile: Agency Total

