

# Brookings Area Transit Authority (BATA)

2014 Annual Agency Profile

## General Information

### Service Consumption

108,513 Annual Unlinked Trips (UPT)

### Service Supplied

332,186 Annual Vehicle Revenue Miles (VRM)

24,477 Annual Vehicle Revenue Hours (VRH)

### Summary of Operating Expenses (OE)

\$1,109,475 Total Operating Expenses

### Database Information

NTDID: 8R04-80187

Reporter Type: Rural General Public Transit

## Financial Information

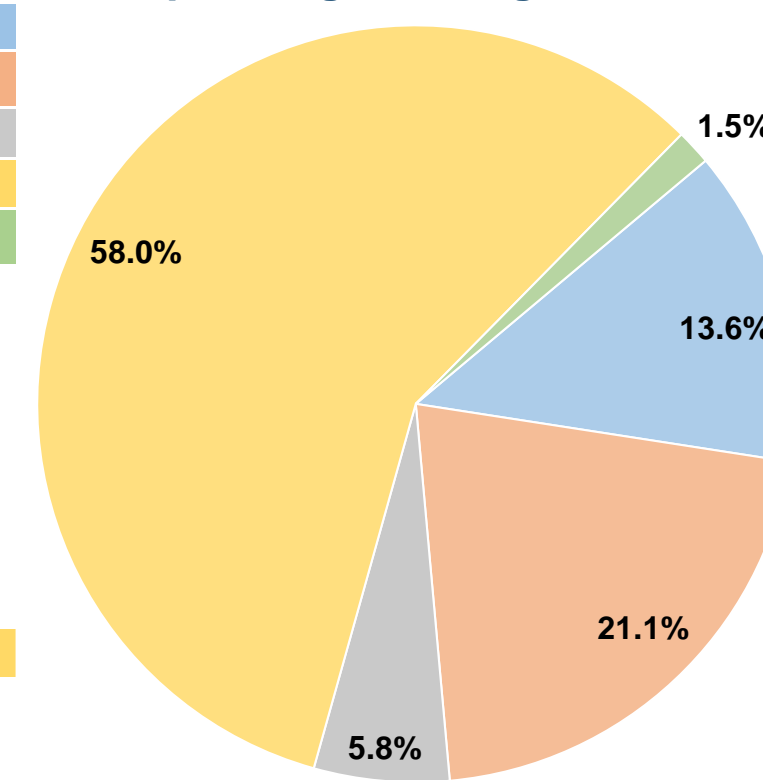
### Sources of Operating Funds Expended

Fare Revenues	\$150,388	13.6%
Local Funds	\$234,340	21.1%
State Funds	\$64,121	5.8%
Federal Assistance	\$643,986	58.0%
Other Funds	\$16,640	1.5%
<b>Total Operating Funds Expended</b>	<b>\$1,109,475</b>	<b>100.0%</b>

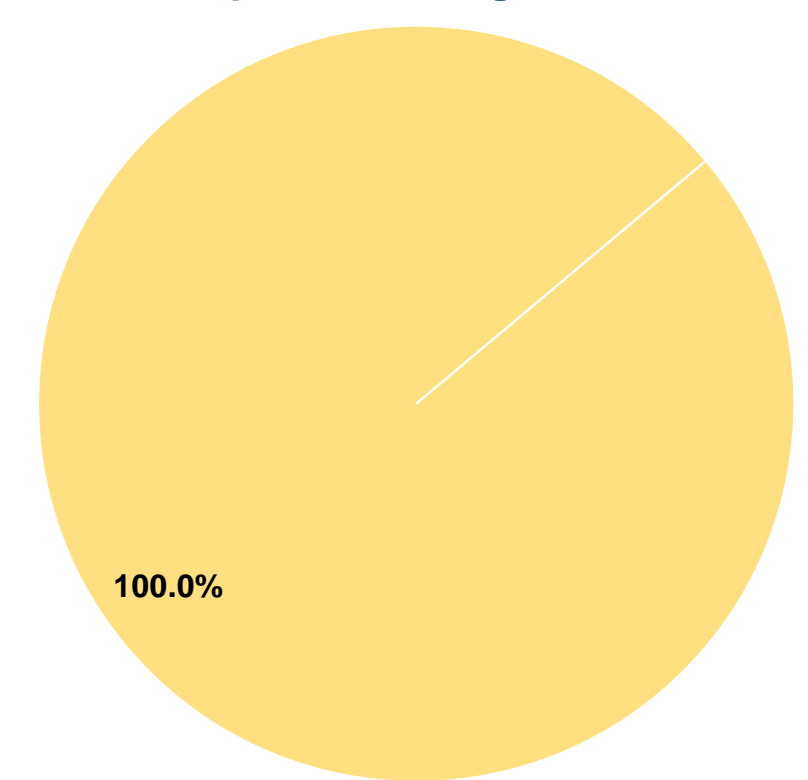
### Sources of Capital Funds Expended

Fare Revenues	\$0	0.0%
Local Funds	\$0	0.0%
State Funds	\$0	0.0%
Federal Assistance	\$78,017	100.0%
Other Funds	\$0	0.0%
<b>Total Capital Funds Expended</b>	<b>\$78,017</b>	<b>100.0%</b>

### Operating Funding Sources



### Capital Funding Sources



## Modal Characteristics

### Operation Characteristics

#### Vehicles Operated at Maximum Service

Mode	Directly Operated	Purchased Transportation	Operating Expenses	Fare Revenues	Uses of Capital Funds	Annual Unlinked Trips	Annual Vehicle Revenue Miles	Annual Vehicle Revenue Hours
Demand Response	19	-	\$1,109,475	\$150,388	\$78,017	108,513	332,186	24,477
<b>Total</b>	<b>19</b>	<b>-</b>	<b>\$1,109,475</b>	<b>\$150,388</b>	<b>\$78,017</b>	<b>108,513</b>	<b>332,186</b>	<b>24,477</b>

### Performance Measures

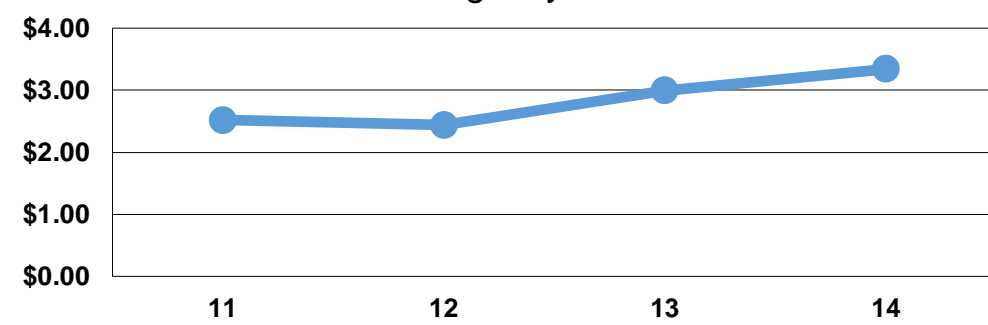
#### Service Efficiency

Mode	Operating Expenses per Vehicle Revenue Mile	Operating Expenses per Vehicle Revenue Hour
Demand Response	\$3.34	\$45.33
<b>Total</b>	<b>\$3.34</b>	<b>\$45.33</b>

#### Service Effectiveness

Mode	Operating Expenses per Unlinked Passenger Trip	Unlinked Trips per Vehicle Revenue Mile	Unlinked Trips per Vehicle Revenue Hour
Demand Response	\$10.22	0.3	4.4
<b>Total</b>	<b>\$10.22</b>	<b>0.3</b>	<b>4.4</b>

Operating Expense per Vehicle Revenue Mile: Agency Total



Unlinked Passenger Trips per Vehicle Revenue Mile: Agency Total

