

South Big Horn Senior Citizens, Inc.

2014 Annual Agency Profile

471 South 2nd Street
Greybull, WY 82426

Local Government Coordinator: Mr. Taylor Rossetti
(307) 777-4438

General Information

Service Consumption

4,488 Annual Unlinked Trips (UPT)

Service Supplied

46,414 Annual Vehicle Revenue Miles (VRM)
1,869 Annual Vehicle Revenue Hours (VRH)

Summary of Operating Expenses (OE)

\$70,237 Total Operating Expenses

Database Information

NTDID: 8R05-80120

Reporter Type: Rural General Public Transit

Financial Information

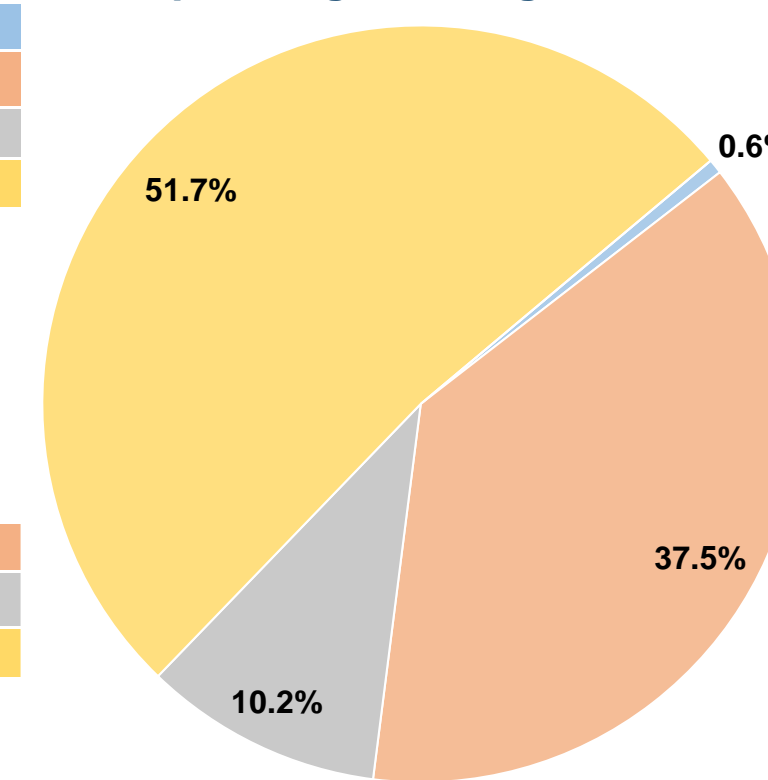
Sources of Operating Funds Expended

Fare Revenues	\$439	0.6%
Local Funds	\$26,339	37.5%
State Funds	\$7,165	10.2%
Federal Assistance	\$36,293	51.7%
Other Funds	\$0	0.0%
Total Operating Funds Expended	\$70,236	100.0%

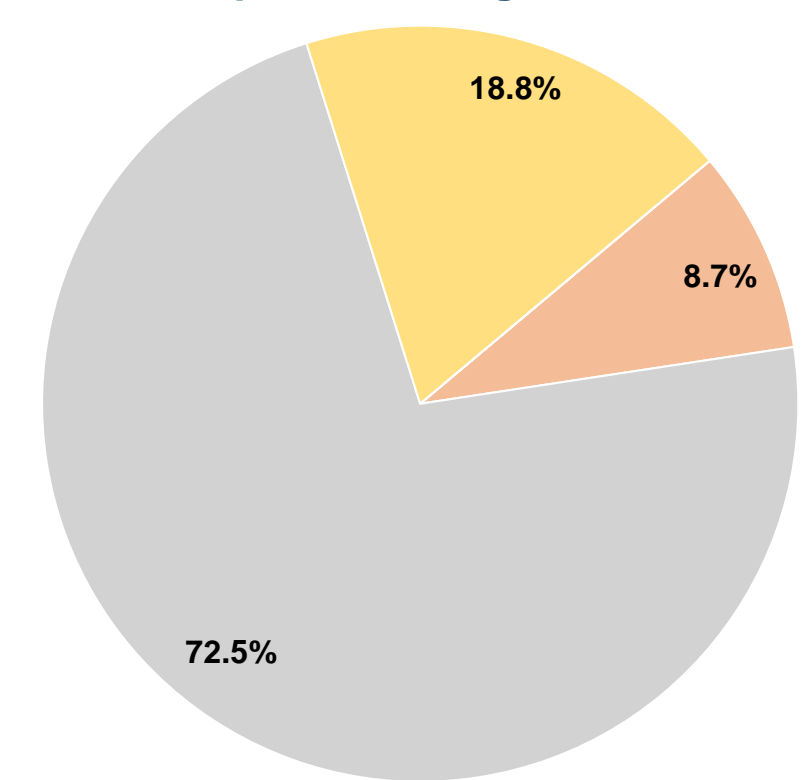
Sources of Capital Funds Expended

Fare Revenues	\$0	0.0%
Local Funds	\$8,025	8.7%
State Funds	\$66,824	72.5%
Federal Assistance	\$17,277	18.8%
Other Funds	\$0	0.0%
Total Capital Funds Expended	\$92,126	100.0%

Operating Funding Sources



Capital Funding Sources



Modal Characteristics

Operation Characteristics

Vehicles Operated at Maximum Service

Mode	Directly Operated	Purchased Transportation	Operating Expenses	Fare Revenues	Uses of Capital Funds	Annual Unlinked Trips	Annual Vehicle Revenue Miles	Annual Vehicle Revenue Hours
Demand Response	5	-	\$70,237	\$439	\$92,126	4,488	46,414	1,869
Total	5	-	\$70,237	\$439	\$92,126	4,488	46,414	1,869

Performance Measures

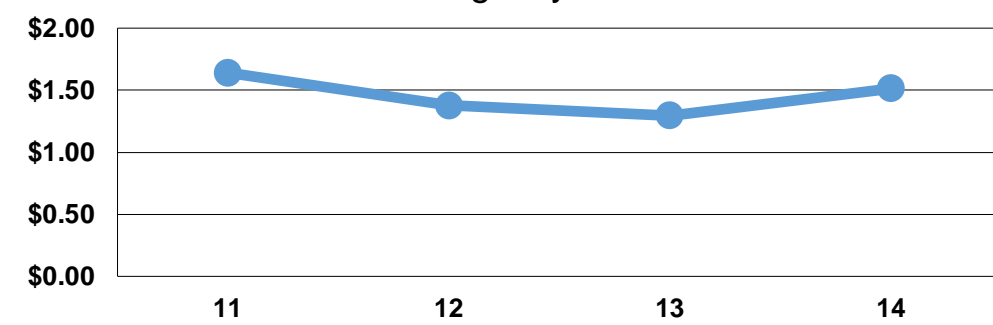
Service Efficiency

Mode	Operating Expenses per Vehicle Revenue Mile	Operating Expenses per Vehicle Revenue Hour
Demand Response	\$1.51	\$37.58
Total	\$1.51	\$37.58

Service Effectiveness

Mode	Operating Expenses per Unlinked Passenger Trip	Unlinked Trips per Vehicle Revenue Mile	Unlinked Trips per Vehicle Revenue Hour
Demand Response	\$15.65	0.1	2.4
Total	\$15.65	0.1	2.4

Operating Expense per Vehicle Revenue Mile: Agency Total



Unlinked Passenger Trips per Vehicle Revenue Mile: Agency Total

