

## General Information

## Financial Information

### Service Consumption

47,813 Annual Unlinked Trips (UPT)

### Service Supplied

283,632 Annual Vehicle Revenue Miles (VRM)

41,604 Annual Vehicle Revenue Hours (VRH)

### Summary of Operating Expenses (OE)

\$770,776 Total Operating Expenses

### Database Information

NTDID: 8R05-80121

Reporter Type: Rural General Public Transit

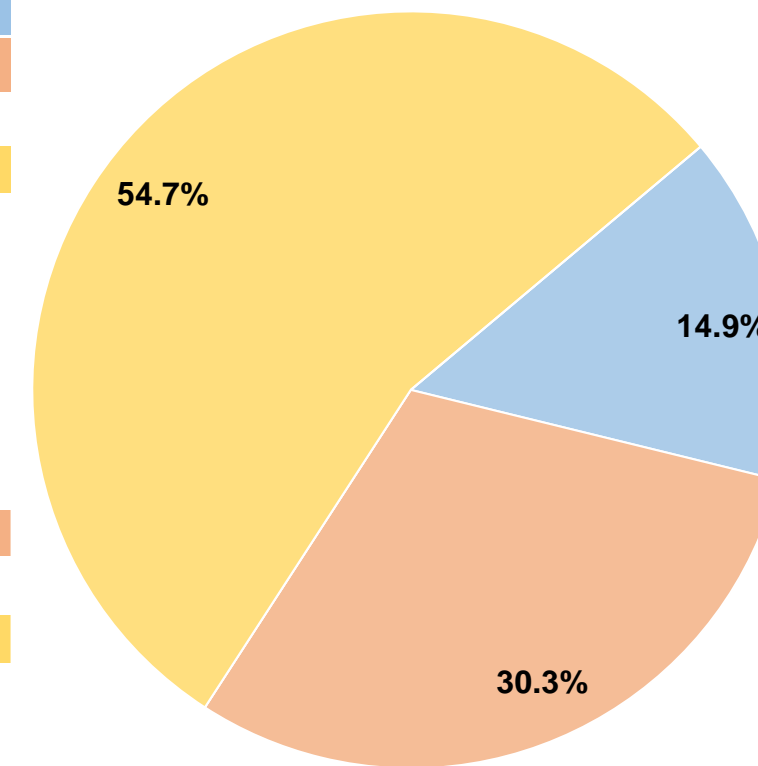
### Sources of Operating Funds Expended

Fare Revenues	\$115,135	14.9%
Local Funds	\$233,767	30.3%
State Funds	\$0	0.0%
Federal Assistance	\$421,874	54.7%
Other Funds	\$0	0.0%
<b>Total Operating Funds Expended</b>	<b>\$770,776</b>	<b>100.0%</b>

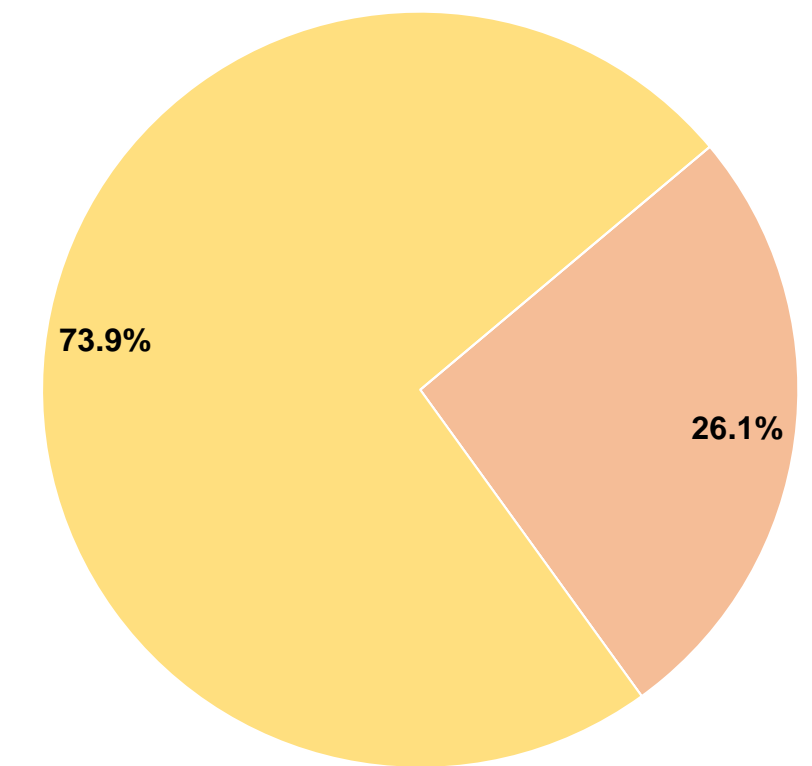
### Sources of Capital Funds Expended

Fare Revenues	\$0	0.0%
Local Funds	\$33,690	26.1%
State Funds	\$0	0.0%
Federal Assistance	\$95,146	73.9%
Other Funds	\$0	0.0%
<b>Total Capital Funds Expended</b>	<b>\$128,836</b>	<b>100.0%</b>

### Operating Funding Sources



### Capital Funding Sources



## Modal Characteristics

### Operation Characteristics

#### Vehicles Operated at Maximum Service

Mode	Directly Operated	Purchased Transportation	Operating Expenses	Fare Revenues	Uses of Capital Funds	Annual Unlinked Trips	Annual Vehicle Revenue Miles	Annual Vehicle Revenue Hours
Demand Response	2	-	\$208,109	\$31,086	\$34,785	5,095	80,862	11,988
Bus	8	-	\$562,667	\$84,049	\$94,050	42,718	202,770	29,616
<b>Total</b>	<b>10</b>	<b>-</b>	<b>\$770,776</b>	<b>\$115,135</b>	<b>\$128,835</b>	<b>47,813</b>	<b>283,632</b>	<b>41,604</b>

### Performance Measures


#### Service Efficiency

Mode	Operating Expenses per Vehicle Revenue Mile	Operating Expenses per Vehicle Revenue Hour
Demand Response	\$2.57	\$17.36
Bus	\$2.77	\$19.00
<b>Total</b>	<b>\$2.72</b>	<b>\$18.53</b>

#### Service Effectiveness

Mode	Operating Expenses per Unlinked Passenger Trip	Unlinked Trips per Vehicle Revenue Mile	Unlinked Trips per Vehicle Revenue Hour
Demand Response	\$40.85	0.1	0.4
Bus	\$13.17	0.2	1.4
<b>Total</b>	<b>\$16.12</b>	<b>0.2</b>	<b>1.1</b>

Operating Expense per Vehicle Revenue Mile: Agency Total



Unlinked Passenger Trips per Vehicle Revenue Mile: Agency Total

