

**General Information**

**Financial Information**

**Service Consumption**

10,306 Annual Unlinked Trips (UPT)

**Service Supplied**

36,662 Annual Vehicle Revenue Miles (VRM)

4,474 Annual Vehicle Revenue Hours (VRH)

**Summary of Operating Expenses (OE)**

\$124,230 Total Operating Expenses

**Database Information**

NTDID: 8R05-80151

Reporter Type: Rural General Public Transit

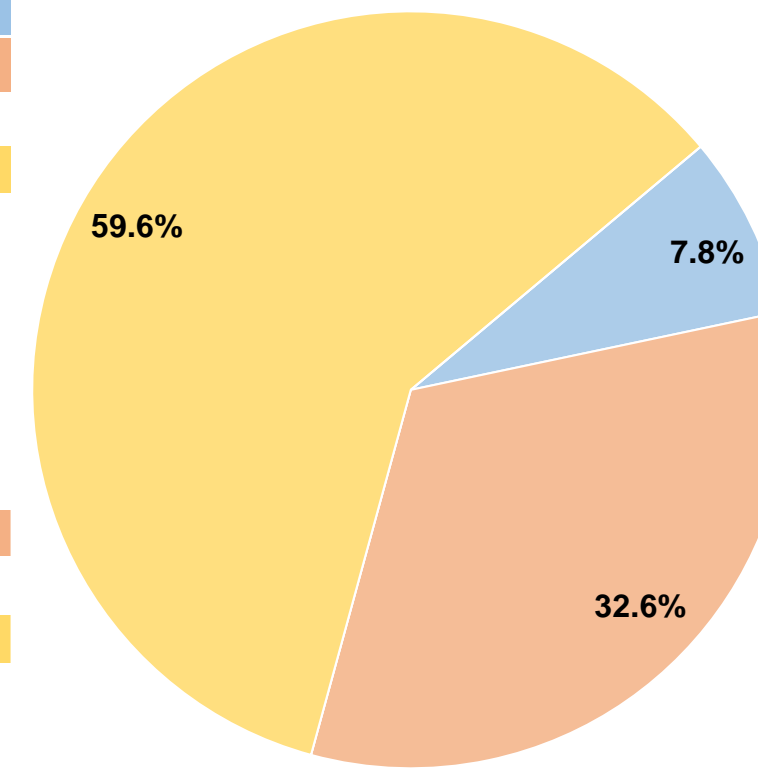
**Sources of Operating Funds Expended**

Fare Revenues	\$9,698	7.8%
Local Funds	\$40,438	32.6%
State Funds	\$0	0.0%
Federal Assistance	\$74,095	59.6%
Other Funds	\$0	0.0%
<b>Total Operating Funds Expended</b>	<b>\$124,231</b>	<b>100.0%</b>

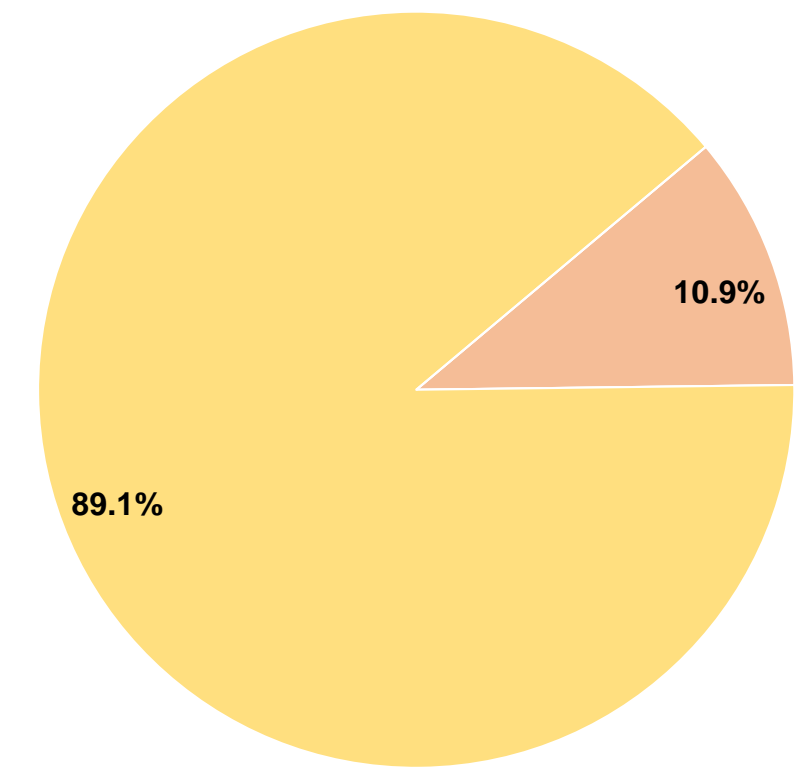
**Sources of Capital Funds Expended**

Fare Revenues	\$0	0.0%
Local Funds	\$6,580	10.9%
State Funds	\$0	0.0%
Federal Assistance	\$53,721	89.1%
Other Funds	\$0	0.0%
<b>Total Capital Funds Expended</b>	<b>\$60,301</b>	<b>100.0%</b>

**Operating Funding Sources**



**Capital Funding Sources**



**Modal Characteristics**

**Operation Characteristics**

**Vehicles Operated at Maximum Service**

Mode	Directly Operated	Purchased Transportation	Operating Expenses	Fare Revenues	Uses of Capital Funds	Annual Unlinked Trips	Annual Vehicle Revenue Miles	Annual Vehicle Revenue Hours
Demand Response	5	-	\$124,230	\$9,698	\$60,302	10,306	36,662	4,474
<b>Total</b>	<b>5</b>	<b>-</b>	<b>\$124,230</b>	<b>\$9,698</b>	<b>\$60,302</b>	<b>10,306</b>	<b>36,662</b>	<b>4,474</b>

**Performance Measures**

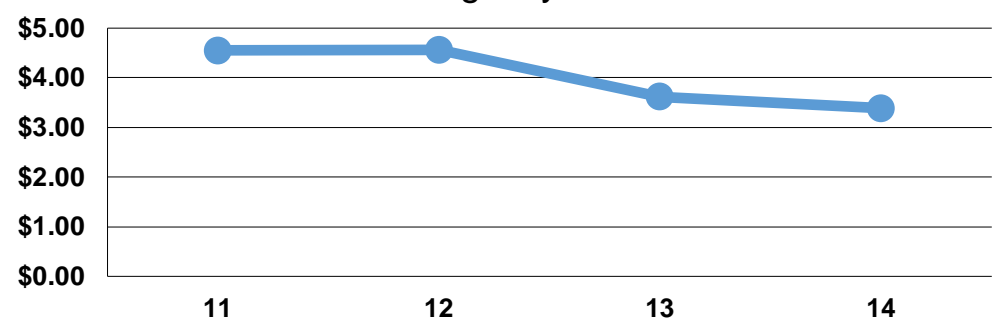
**Service Efficiency**

Mode	Operating Expenses per Vehicle Revenue Mile	Operating Expenses per Vehicle Revenue Hour
Demand Response	\$3.39	\$27.77
<b>Total</b>	<b>\$3.39</b>	<b>\$27.77</b>

**Service Effectiveness**

Mode	Operating Expenses per Unlinked Passenger Trip	Unlinked Trips per Vehicle Revenue Mile	Unlinked Trips per Vehicle Revenue Hour
Demand Response	\$12.05	0.3	2.3
<b>Total</b>	<b>\$12.05</b>	<b>0.3</b>	<b>2.3</b>

Operating Expense per Vehicle Revenue Mile: Agency Total



Unlinked Passenger Trips per Vehicle Revenue Mile: Agency Total

