

South Teton Area Rapid Transit (START)

2014 Annual Agency Profile

General Information

Service Consumption

964,150 Annual Unlinked Trips (UPT)

Service Supplied

812,347 Annual Vehicle Revenue Miles (VRM)

40,740 Annual Vehicle Revenue Hours (VRH)

Summary of Operating Expenses (OE)

\$2,364,778 Total Operating Expenses

Database Information

NTDID: 8R05-80188

Reporter Type: Rural General Public Transit

Financial Information

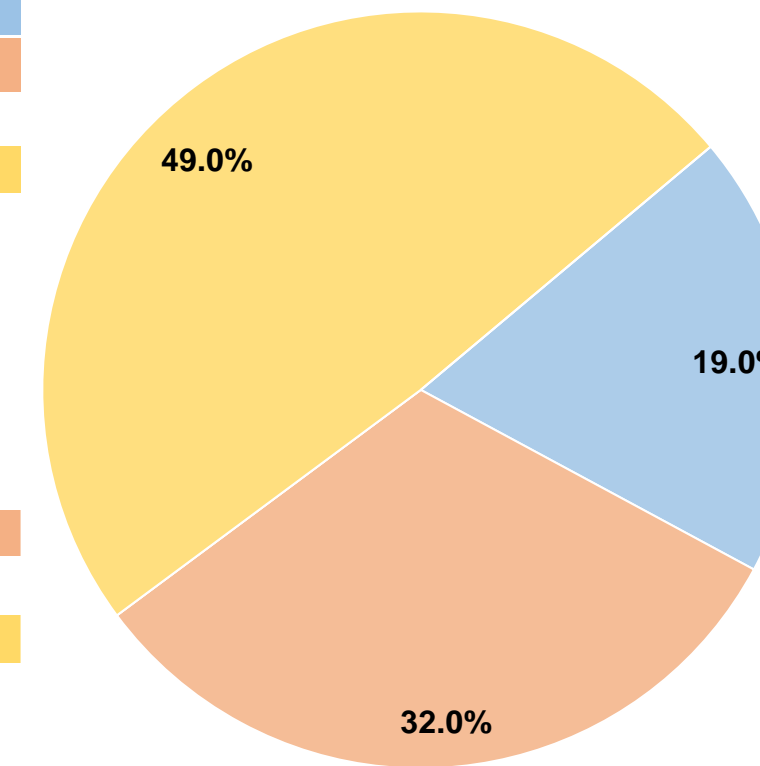
Sources of Operating Funds Expended

Fare Revenues	\$448,885	19.0%
Local Funds	\$755,977	32.0%
State Funds	\$0	0.0%
Federal Assistance	\$1,159,917	49.0%
Other Funds	\$0	0.0%
Total Operating Funds Expended	\$2,364,779	100.0%

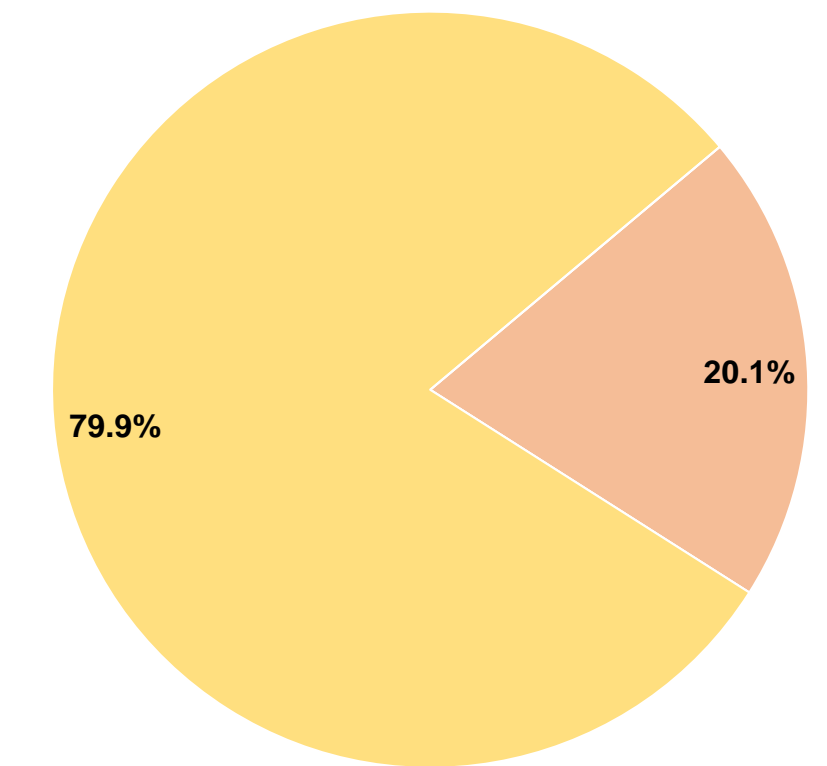
Sources of Capital Funds Expended

Fare Revenues	\$0	0.0%
Local Funds	\$1,702,406	20.1%
State Funds	\$0	0.0%
Federal Assistance	\$6,758,890	79.9%
Other Funds	\$0	0.0%
Total Capital Funds Expended	\$8,461,296	100.0%

Operating Funding Sources



Capital Funding Sources



Modal Characteristics

Operation Characteristics

Vehicles Operated at Maximum Service

Mode	Directly Operated	Purchased Transportation	Operating Expenses	Fare Revenues	Uses of Capital Funds	Annual Unlinked Trips	Annual Vehicle Revenue Miles	Annual Vehicle Revenue Hours
Demand Response	2	-	\$118,238	\$22,444	\$423,065	3,880	34,170	2,278
Bus	18	-	\$2,246,540	\$426,441	\$8,038,231	960,270	778,177	38,462
Total	20	-	\$2,364,778	\$448,885	\$8,461,296	964,150	812,347	40,740

Performance Measures

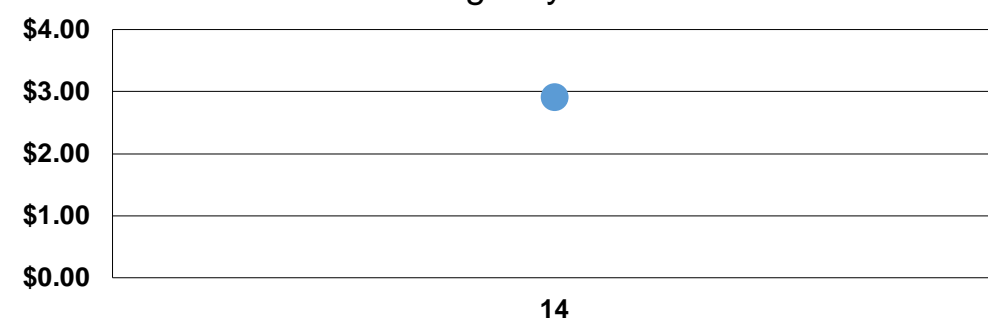
Service Efficiency

Mode	Operating Expenses per Vehicle Revenue Mile	Operating Expenses per Vehicle Revenue Hour
Demand Response	\$3.46	\$51.90
Bus	\$2.89	\$58.41
Total	\$2.91	\$58.05

Service Effectiveness

Mode	Operating Expenses per Unlinked Passenger Trip	Unlinked Trips per Vehicle Revenue Mile	Unlinked Trips per Vehicle Revenue Hour
Demand Response	\$30.47	0.1	1.7
Bus	\$2.34	1.2	25.0
Total	\$2.45	1.2	23.7

Operating Expense per Vehicle Revenue Mile: Agency Total



Unlinked Passenger Trips per Vehicle Revenue Mile: Agency Total

