

General Information

Urbanized Area (UZA) Statistics - 2010 Census

Riverside-San Bernardino, CA
545 **Square Miles**
1,932,666 **Population**
22 **Pop. Rank out of 498 UZAs**

Service Area Statistics

41 **Square Miles**
160,000 **Population**

Service Consumption

238,597 **Annual Unlinked Trips (UPT)**

Service Supplied

395,068 **Annual Vehicle Revenue Miles (VRM)**
30,810 **Annual Vehicle Revenue Hours (VRH)**

Database Information

NTDID: 90052

Reporter Type: Small Systems Reporter

Financial Information

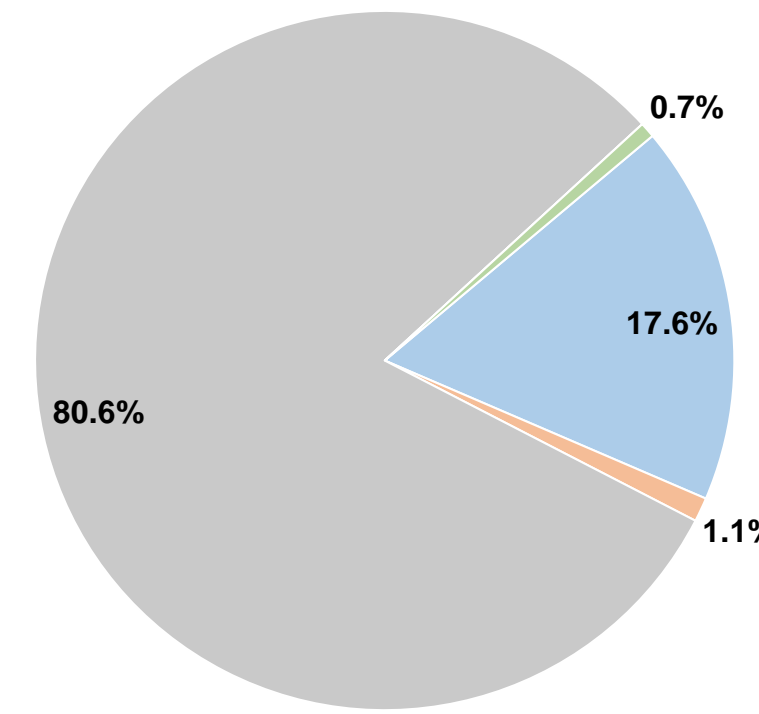
Sources of Operating Funds Expended

Fare Revenues	\$358,987	17.6%
Local Funds	\$22,800	1.1%
State Funds	\$1,646,566	80.6%
Federal Assistance	\$0	0.0%
Other Funds	\$14,473	0.7%
Total Operating Funds Expended	\$2,042,826	100.0%

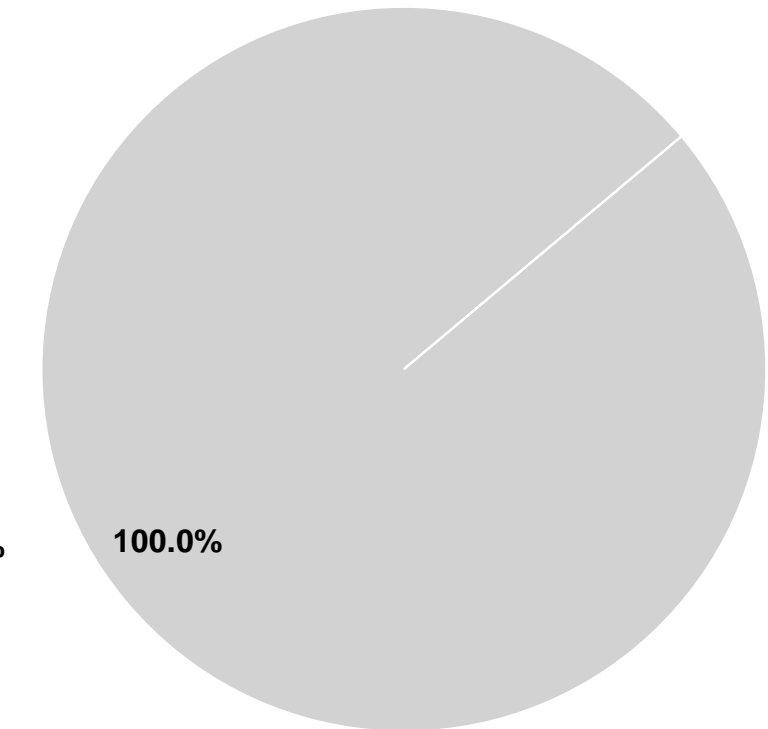
Sources of Capital Funds Expended

Fare Revenues	\$0	0.0%
Local Funds	\$0	0.0%
State Funds	\$53,203	100.0%
Federal Assistance	\$0	0.0%
Other Funds	\$0	0.0%
Total Capital Funds Expended	\$53,203	100.0%

Operating Funding Sources



Capital Funding Sources



Modal Characteristics

Operation Characteristics

Vehicles Operated at Maximum Service

Mode	Directly Operated	Purchased Transportation	Operating Expenses	Fare Revenues	Uses of Capital Funds	Annual Unlinked Trips	Annual Vehicle Revenue Miles	Annual Vehicle Revenue Hours	Average Fleet Age in Years ¹
Demand Response	-	9	\$1,164,060	\$188,930	\$15,857	68,852	223,678	16,294	2.8
Bus	-	5	\$878,766	\$170,057	\$37,346	169,745	171,390	14,516	3.9
Total	-	14	\$2,042,826	\$358,987	\$53,203	238,597	395,068	30,810	

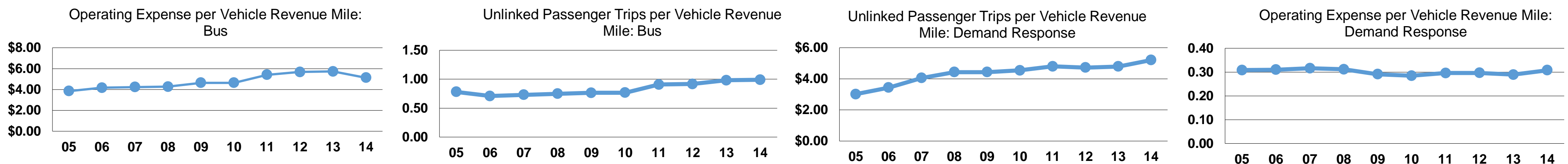
Performance Measures

Service Efficiency

Mode	Operating Expenses per Vehicle Revenue Mile	Operating Expenses per Vehicle Revenue Hour
Demand Response	\$5.20	\$71.44
Bus	\$5.13	\$60.54
Total	\$5.17	\$66.30

Service Effectiveness

Mode	Operating Expenses per Unlinked Passenger Trip	Unlinked Trips per Vehicle Revenue Mile	Unlinked Trips per Vehicle Revenue Hour
Demand Response	\$16.91	0.3	4.2
Bus	\$5.18	1.0	11.7
Total	\$8.56	0.6	7.7



Notes:

¹Demand Response - Taxi (DT) and non-dedicated fleets do not report fleet age data.