

General Information

Urbanized Area (UZA) Statistics - 2010 Census

Porterville, CA
21 Square Miles
70,272 Population
394 Pop. Rank out of 498 UZAs

Other UZAs Served

0 California Non-UZA

Service Area Statistics

21 Square Miles
75,961 Population

Service Consumption

636,453 Annual Unlinked Trips (UPT)

Service Supplied

657,925 Annual Vehicle Revenue Miles (VRM)
44,782 Annual Vehicle Revenue Hours (VRH)

Database Information

NTDID: 90198

Reporter Type: Small Systems Reporter

Financial Information

Sources of Operating Funds Expended

Fare Revenues	\$608,289	24.1%
Local Funds	\$702,346	27.8%
State Funds	\$0	0.0%
Federal Assistance	\$1,212,371	48.1%
Other Funds	\$0	0.0%

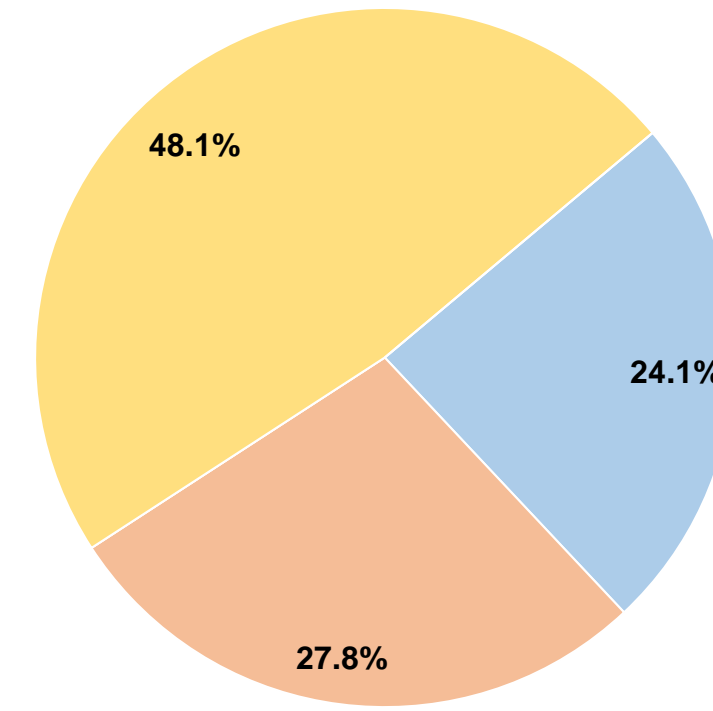
Total Operating Funds Expended \$2,523,006 100.0%

Sources of Capital Funds Expended

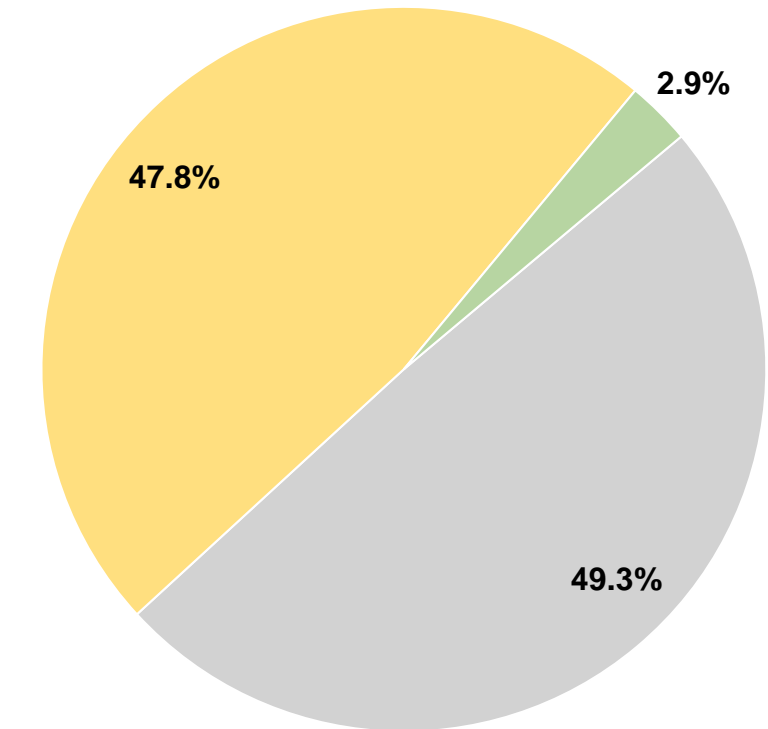
Fare Revenues	\$0	0.0%
Local Funds	\$0	0.0%
State Funds	\$886,244	49.3%
Federal Assistance	\$860,342	47.8%
Other Funds	\$51,435	2.9%

Total Capital Funds Expended \$1,798,021 100.0%

Operating Funding Sources



Capital Funding Sources



Modal Characteristics

Operation Characteristics

Vehicles Operated at Maximum Service

Mode	Directly Operated	Purchased Transportation	Operating Expenses	Fare Revenues	Uses of Capital Funds	Annual Unlinked Trips	Annual Vehicle Revenue Miles	Annual Vehicle Revenue Hours	Average Fleet Age in Years ¹
Demand Response	-	3	\$396,726	\$31,833	\$0	10,812	55,426	2,564	4.6
Bus	-	9	\$2,126,280	\$576,456	\$1,798,021	625,641	602,499	42,218	6.4
Total	-	12	\$2,523,006	\$608,289	\$1,798,021	636,453	657,925	44,782	

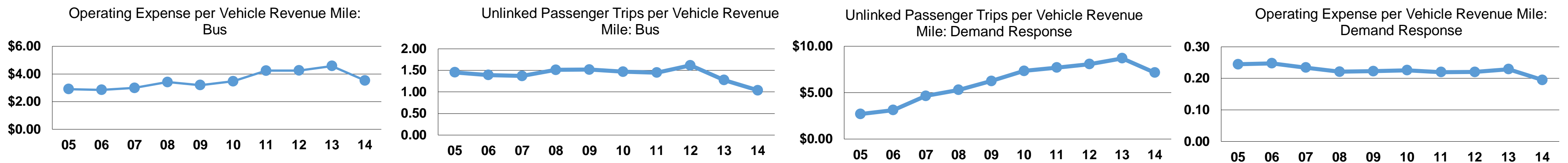
Performance Measures

Service Efficiency

Mode	Operating Expenses per Vehicle Revenue Mile	Operating Expenses per Vehicle Revenue Hour
Demand Response	\$7.16	\$154.73
Bus	\$3.53	\$50.36
Total	\$3.83	\$56.34

Service Effectiveness

Mode	Operating Expenses per Unlinked Passenger Trip	Unlinked Trips per Vehicle Revenue Mile	Unlinked Trips per Vehicle Revenue Hour
Demand Response	\$36.69	0.2	4.2
Bus	\$3.40	1.0	14.8
Total	\$3.96	1.0	14.2



Notes:

¹Demand Response - Taxi (DT) and non-dedicated fleets do not report fleet age data.