

General Information

Urbanized Area (UZA) Statistics - 2010 Census

Manteca, CA
22 Square Miles
83,578 Population
345 Pop. Rank out of 498 UZAs

Other UZAs Served

102 Stockton, CA

Service Area Statistics

21 Square Miles
69,000 Population

Service Consumption

75,399 Annual Unlinked Trips (UPT)

Service Supplied

178,345 Annual Vehicle Revenue Miles (VRM)
14,167 Annual Vehicle Revenue Hours (VRH)

Database Information

NTDID: 90217

Reporter Type: Small Systems Reporter

Financial Information

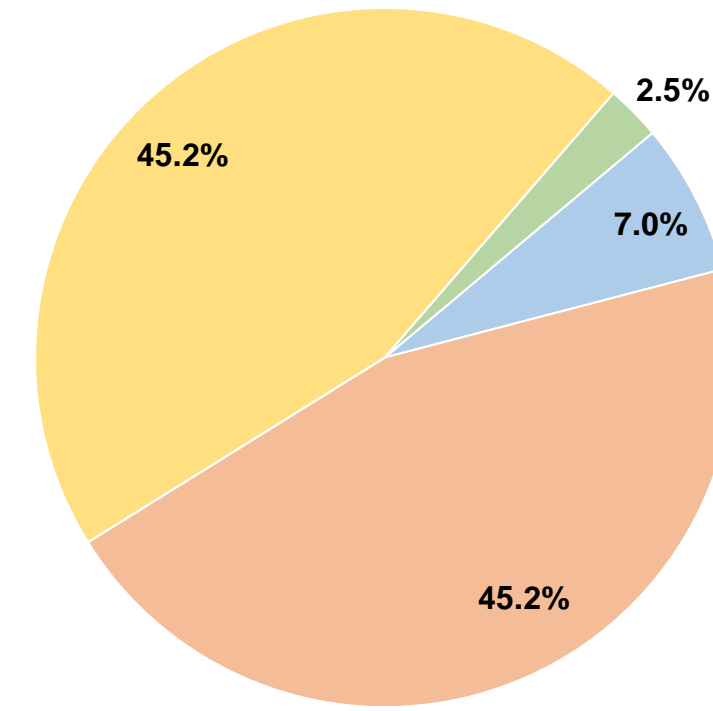
Sources of Operating Funds Expended

Fare Revenues	\$67,027	7.0%
Local Funds	\$430,538	45.2%
State Funds	\$0	0.0%
Federal Assistance	\$430,538	45.2%
Other Funds	\$24,122	2.5%
Total Operating Funds Expended	\$952,225	100.0%

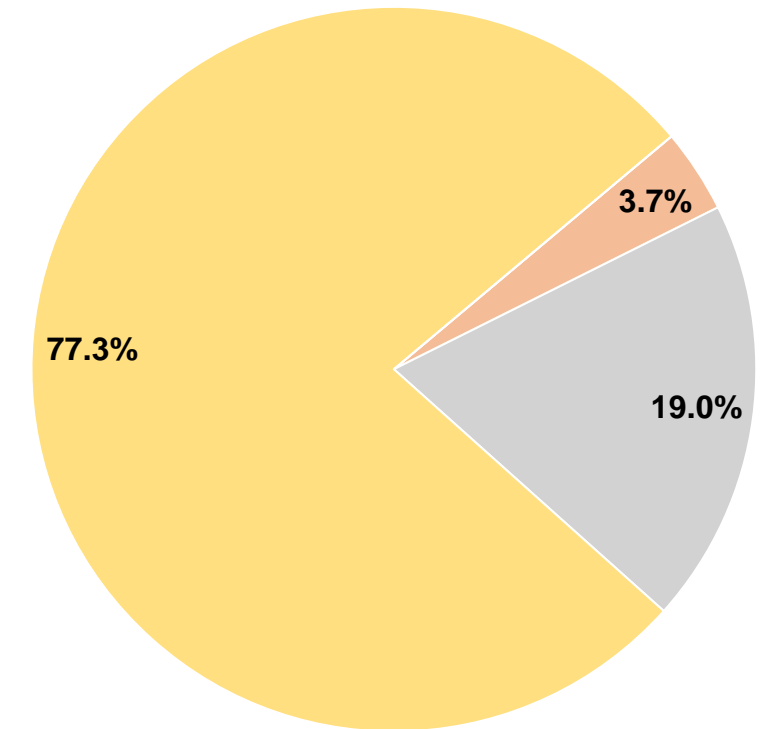
Sources of Capital Funds Expended

Fare Revenues	\$0	0.0%
Local Funds	\$22,504	3.7%
State Funds	\$114,342	19.0%
Federal Assistance	\$465,001	77.3%
Other Funds	\$0	0.0%
Total Capital Funds Expended	\$601,847	100.0%

Operating Funding Sources



Capital Funding Sources



Modal Characteristics

Operation Characteristics

Vehicles Operated at Maximum Service

Mode	Directly Operated	Purchased Transportation	Operating Expenses	Fare Revenues	Uses of Capital Funds	Annual Unlinked Trips	Annual Vehicle Revenue Miles	Annual Vehicle Revenue Hours	Average Fleet Age in Years ¹
Demand Response	-	3	\$380,890	\$29,179	\$290,108	15,952	46,775	4,213	3.7
Bus	-	4	\$571,335	\$37,848	\$311,739	59,447	131,570	9,954	3.0
Total	-	7	\$952,225	\$67,027	\$601,847	75,399	178,345	14,167	

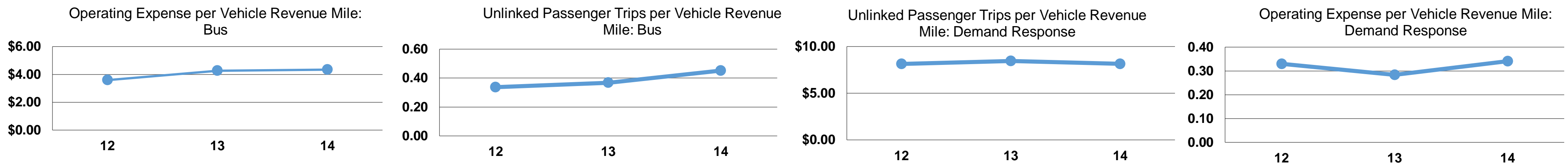
Performance Measures

Service Efficiency

Mode	Operating Expenses per Vehicle Revenue Mile	Operating Expenses per Vehicle Revenue Hour
Demand Response	\$8.14	\$90.41
Bus	\$4.34	\$57.40
Total	\$5.34	\$67.21

Service Effectiveness

Mode	Operating Expenses per Unlinked Passenger Trip	Unlinked Trips per Vehicle Revenue Mile	Unlinked Trips per Vehicle Revenue Hour
Demand Response	\$23.88	0.3	3.8
Bus	\$9.61	0.5	6.0
Total	\$12.63	0.4	5.3



Notes:

¹Demand Response - Taxi (DT) and non-dedicated fleets do not report fleet age data.