

General Information

Urbanized Area (UZA) Statistics - 2010 Census

Delano, CA
10 Square Miles
54,372 Population
471 Pop. Rank out of 498 UZAs

Other UZAs Served

0 California Non-UZA

Service Area Statistics

14 Square Miles
52,000 Population

Service Consumption

189,474 Annual Unlinked Trips (UPT)

Service Supplied

202,598 Annual Vehicle Revenue Miles (VRM)
18,530 Annual Vehicle Revenue Hours (VRH)

Database Information

NTDID: 90238

Reporter Type: Small Systems Reporter

Financial Information

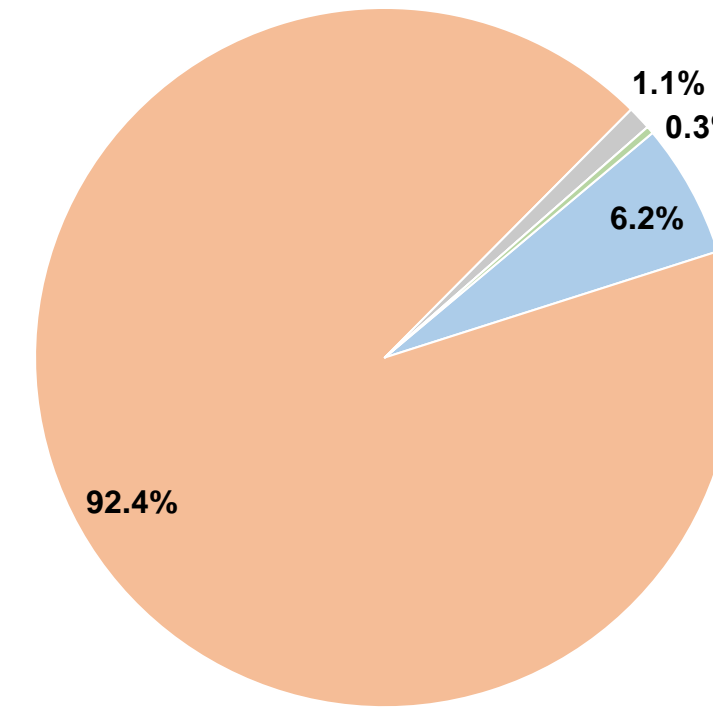
Sources of Operating Funds Expended

Fare Revenues	\$102,427	6.2%
Local Funds	\$1,526,264	92.4%
State Funds	\$18,048	1.1%
Federal Assistance	\$0	0.0%
Other Funds	\$5,751	0.3%
Total Operating Funds Expended	\$1,652,490	100.0%

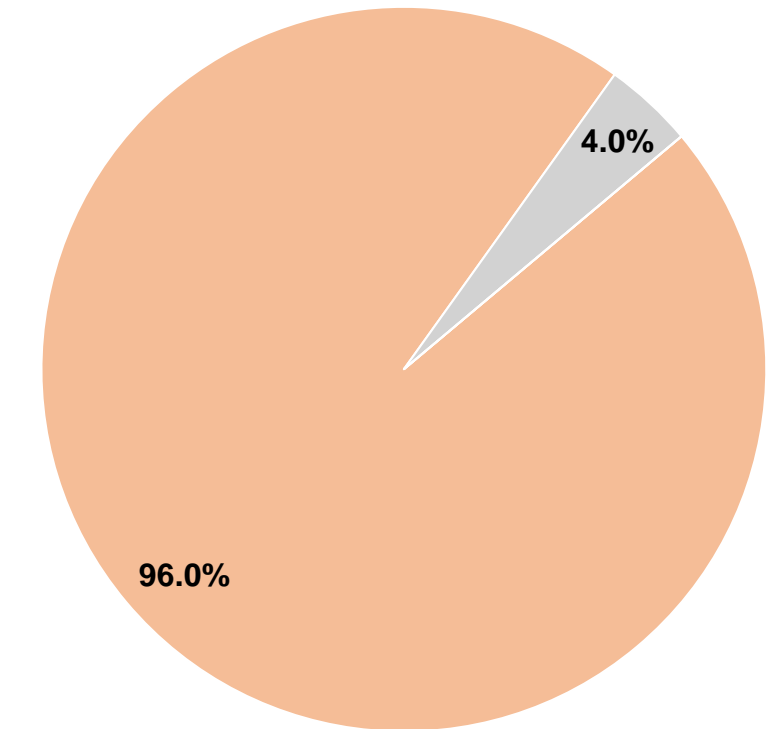
Sources of Capital Funds Expended

Fare Revenues	\$0	0.0%
Local Funds	\$480,618	96.0%
State Funds	\$20,048	4.0%
Federal Assistance	\$0	0.0%
Other Funds	\$0	0.0%
Total Capital Funds Expended	\$500,666	100.0%

Operating Funding Sources



Capital Funding Sources



Modal Characteristics

Operation Characteristics

Vehicles Operated at Maximum Service

Mode	Directly Operated	Purchased Transportation	Operating Expenses	Fare Revenues	Uses of Capital Funds	Annual Unlinked Trips	Annual Vehicle Revenue Miles	Annual Vehicle Revenue Hours	Average Fleet Age in Years ¹
Demand Response	4	-	\$535,778	\$20,486	\$4,411	17,208	62,040	7,178	4.7
Bus	4	-	\$1,116,712	\$81,941	\$496,255	172,266	140,558	11,352	4.5
Total	8	-	\$1,652,490	\$102,427	\$500,666	189,474	202,598	18,530	

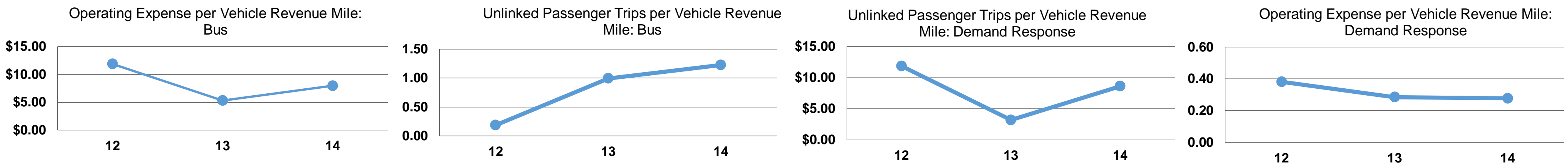
Performance Measures

Service Efficiency

Mode	Operating Expenses per Vehicle Revenue Mile	Operating Expenses per Vehicle Revenue Hour
Demand Response	\$8.64	\$74.64
Bus	\$7.94	\$98.37
Total	\$8.16	\$89.18

Service Effectiveness

Mode	Operating Expenses per Unlinked Passenger Trip	Unlinked Trips per Vehicle Revenue Mile	Unlinked Trips per Vehicle Revenue Hour
Demand Response	\$31.14	0.3	2.4
Bus	\$6.48	1.2	15.2
Total	\$8.72	0.9	10.2



Notes:

¹Demand Response - Taxi (DT) and non-dedicated fleets do not report fleet age data.