

# Chemehuevi Indian Tribe (CTA)

2014 Annual Agency Profile

P.O. Box 1976  
Havasu Lake, CA 92363

Director of Planning: Mr. William Cox  
760-858-1116

## General Information

### Federally Recognized Tribal Statistical Areas

40 Chemehuevi Reservation, CA

### Service Consumption

406,284 Annual Unlinked Trips (UPT)

### Service Supplied

39,172 Annual Vehicle Revenue Miles (VRM)

7,176 Annual Vehicle Revenue Hours (VRH)

### Database Information

NTDID: 99316

Reporter Type: Tribal Reporter

## Financial Information

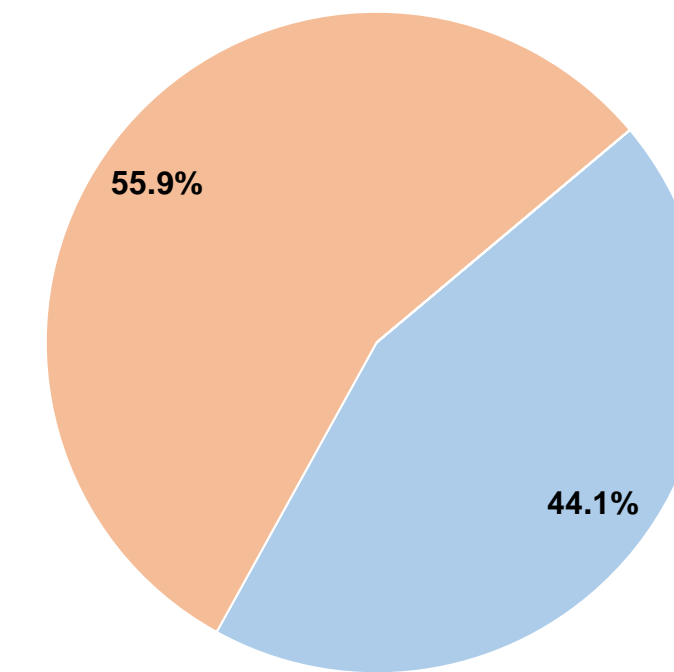
### Sources of Operating Funds Expended

Fare Revenues	\$220,428	44.1%
Local Funds	\$278,899	55.9%
State Funds	\$0	0.0%
Federal Assistance	\$0	0.0%
Other Funds	\$0	0.0%
<b>Total Operating Funds Expended</b>	<b>\$499,327</b>	<b>100.0%</b>

### Sources of Capital Funds Expended

Fare Revenues	\$0
Local Funds	\$0
State Funds	\$0
Federal Assistance	\$0
Other Funds	\$0
<b>Total Capital Funds Expended</b>	<b>\$0</b>

### Operating Funding Sources



## Modal Characteristics

### Operation Characteristics

#### Vehicles Operated at Maximum Service

Mode	Directly Operated	Purchased Transportation	Operating Expenses	Fare Revenues	Uses of Capital Funds	Annual Unlinked Trips	Annual Vehicle Revenue Miles	Annual Vehicle Revenue Hours	Average Fleet Age in Years <sup>1</sup>
Ferryboat	2	-	\$499,327	\$220,428	\$0	406,284	39,172	7,176	18.5
<b>Total</b>	<b>2</b>	<b>-</b>	<b>\$499,327</b>	<b>\$220,428</b>	<b>\$0</b>	<b>406,284</b>	<b>39,172</b>	<b>7,176</b>	

### Performance Measures

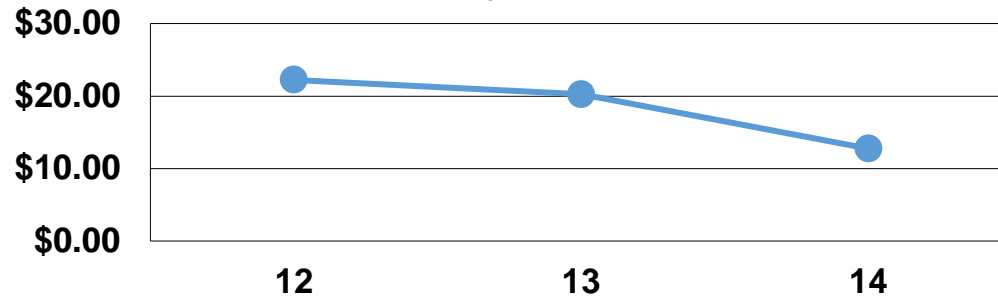
#### Service Efficiency

Mode	Operating Expenses per Vehicle Revenue Mile	Operating Expenses per Vehicle Revenue Hour
Ferryboat	\$12.75	\$69.58
<b>Total</b>	<b>\$12.75</b>	<b>\$69.58</b>

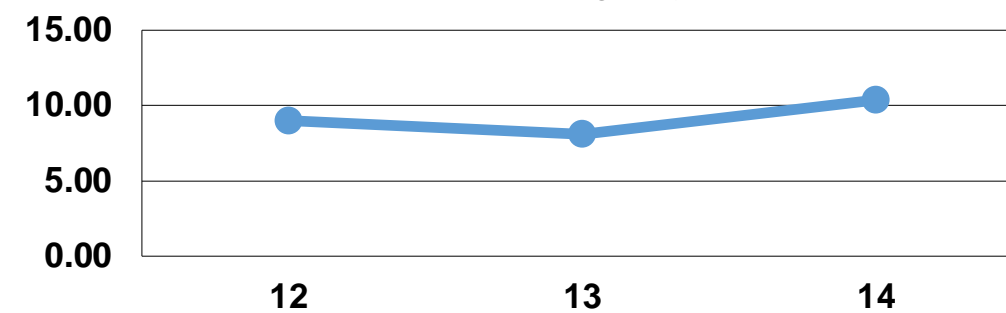
#### Service Effectiveness

Mode	Operating Expenses per Unlinked Passenger Trip	Unlinked Trips per Vehicle Revenue Mile	Unlinked Trips per Vehicle Revenue Hour
Ferryboat	\$1.23	10.4	56.6
<b>Total</b>	<b>\$1.23</b>	<b>10.4</b>	<b>56.6</b>

Operating Expense per Vehicle Revenue Mile: Agency Total



Unlinked Passenger Trips per Vehicle Revenue Mile: Agency Total



#### Notes:

<sup>1</sup>Demand Response - Taxi (DT) and non-dedicated fleets do not report fleet age data.