

**General Information**

**Financial Information**

**Service Consumption**

17,680 Annual Unlinked Trips (UPT)

**Service Supplied**

88,061 Annual Vehicle Revenue Miles (VRM)

8,285 Annual Vehicle Revenue Hours (VRH)

**Summary of Operating Expenses (OE)**

\$998,749 Total Operating Expenses

**Database Information**

NTDID: 9R02-91006

Reporter Type: Rural General Public Transit

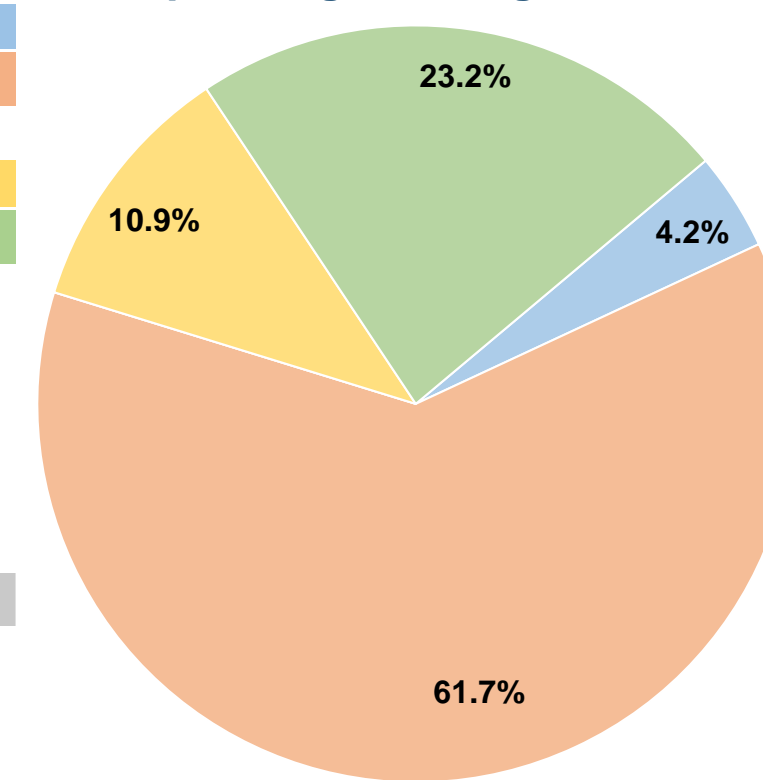
**Sources of Operating Funds Expended**

Fare Revenues	\$41,728	4.2%
Local Funds	\$616,207	61.7%
State Funds	\$0	0.0%
Federal Assistance	\$108,845	10.9%
Other Funds	\$231,969	23.2%
<b>Total Operating Funds Expended</b>	<b>\$998,749</b>	<b>100.0%</b>

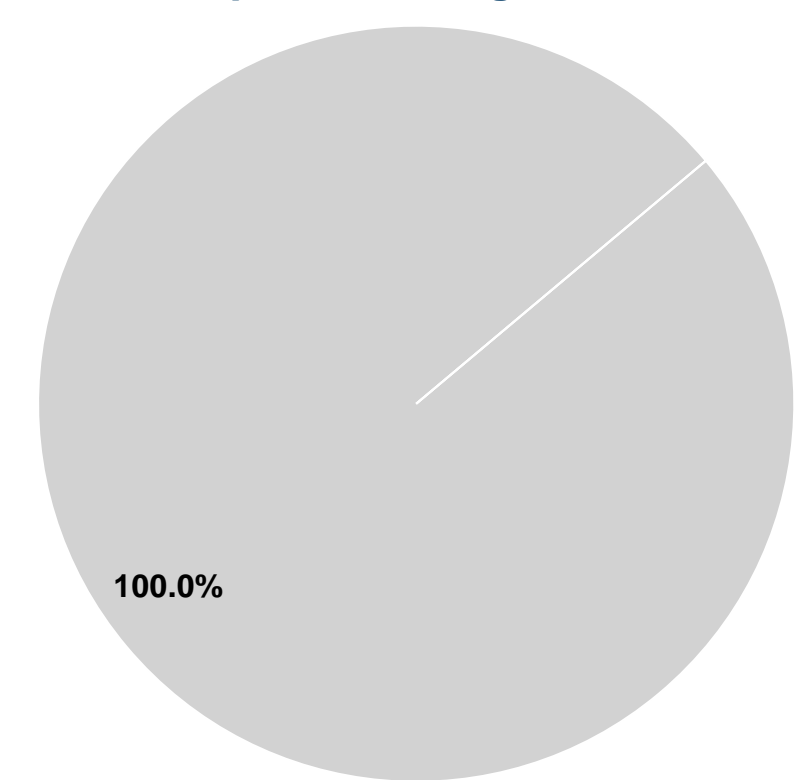
**Sources of Capital Funds Expended**

Fare Revenues	\$0	0.0%
Local Funds	\$0	0.0%
State Funds	\$70,249	100.0%
Federal Assistance	\$0	0.0%
Other Funds	\$0	0.0%
<b>Total Capital Funds Expended</b>	<b>\$70,249</b>	<b>100.0%</b>

**Operating Funding Sources**



**Capital Funding Sources**



**Modal Characteristics**

**Operation Characteristics**

**Vehicles Operated at Maximum Service**

Mode	Directly Operated	Purchased Transportation	Operating Expenses	Fare Revenues	Uses of Capital Funds	Annual Unlinked Trips	Annual Vehicle Revenue Miles	Annual Vehicle Revenue Hours
Demand Response	1	-	\$237,688	\$0	\$0	2,371	19,613	1,837
Bus	3	-	\$761,061	\$41,728	\$70,249	15,309	68,448	6,448
<b>Total</b>	<b>4</b>	<b>-</b>	<b>\$998,749</b>	<b>\$41,728</b>	<b>\$70,249</b>	<b>17,680</b>	<b>88,061</b>	<b>8,285</b>

**Performance Measures**

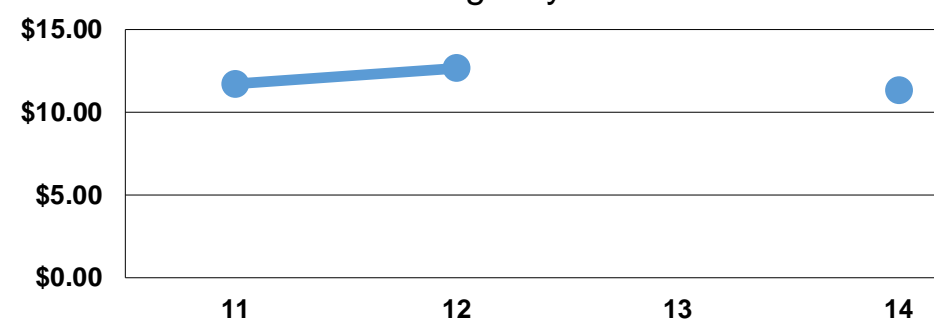
**Service Efficiency**

Mode	Operating Expenses per Vehicle Revenue Mile	Operating Expenses per Vehicle Revenue Hour
Demand Response	\$12.12	\$129.39
Bus	\$11.12	\$118.03
<b>Total</b>	<b>\$11.34</b>	<b>\$120.55</b>

**Service Effectiveness**

Mode	Operating Expenses per Unlinked Passenger Trip	Unlinked Trips per Vehicle Revenue Mile	Unlinked Trips per Vehicle Revenue Hour
Demand Response	\$100.25	0.1	1.3
Bus	\$49.71	0.2	2.4
<b>Total</b>	<b>\$56.49</b>	<b>0.2</b>	<b>2.1</b>

Operating Expense per Vehicle Revenue Mile: Agency Total



Unlinked Passenger Trips per Vehicle Revenue Mile: Agency Total

