

Fresno County Rural Transit Agency (FCRTA)

2014 Annual Agency Profile

Branch Chief: Mr. Michael Lange
 916-657-3946

General Information

Service Consumption

437,859 Annual Unlinked Trips (UPT)

Service Supplied

889,658 Annual Vehicle Revenue Miles (VRM)
 65,598 Annual Vehicle Revenue Hours (VRH)

Summary of Operating Expenses (OE)

\$4,420,103 Total Operating Expenses

Database Information

NTDID: 9R02-91007

Reporter Type: Rural General Public Transit

Financial Information

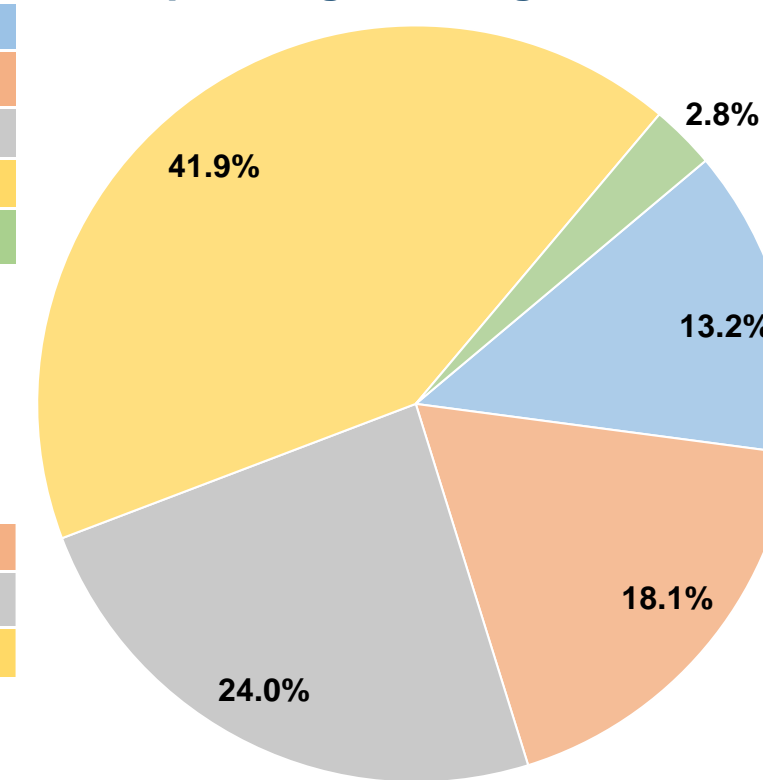
Sources of Operating Funds Expended

Fare Revenues	\$583,598	13.2%
Local Funds	\$800,442	18.1%
State Funds	\$1,061,795	24.0%
Federal Assistance	\$1,852,452	41.9%
Other Funds	\$121,816	2.8%
Total Operating Funds Expended	\$4,420,103	100.0%

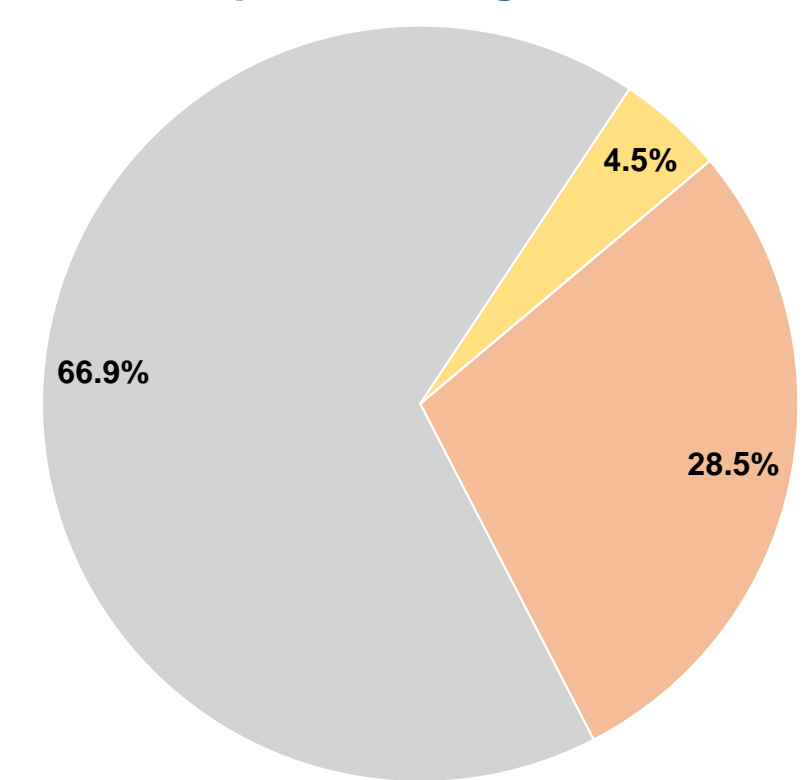
Sources of Capital Funds Expended

Fare Revenues	\$0	0.0%
Local Funds	\$1,889,934	28.5%
State Funds	\$4,434,113	66.9%
Federal Assistance	\$301,424	4.5%
Other Funds	\$0	0.0%
Total Capital Funds Expended	\$6,625,471	100.0%

Operating Funding Sources



Capital Funding Sources



Modal Characteristics

Operation Characteristics

Vehicles Operated at Maximum Service

Mode	Directly Operated	Purchased Transportation	Operating Expenses	Fare Revenues	Uses of Capital Funds	Annual Unlinked Trips	Annual Vehicle Revenue Miles	Annual Vehicle Revenue Hours
Demand Response	63	-	\$3,504,700	\$583,598	\$5,253,336	335,191	595,279	52,014
Bus	7	-	\$915,403	\$0	\$1,372,135	102,668	294,379	13,584
Total	70	-	\$4,420,103	\$583,598	\$6,625,471	437,859	889,658	65,598

Performance Measures


Service Efficiency

Mode	Operating Expenses per Vehicle Revenue Mile	Operating Expenses per Vehicle Revenue Hour
Demand Response	\$5.89	\$67.38
Bus	\$3.11	\$67.39
Total	\$4.97	\$67.38

Service Effectiveness

Mode	Operating Expenses per Unlinked Passenger Trip	Unlinked Trips per Vehicle Revenue Mile	Unlinked Trips per Vehicle Revenue Hour
Demand Response	\$10.46	0.6	6.4
Bus	\$8.92	0.3	7.6
Total	\$10.09	0.5	6.7

Operating Expense per Vehicle Revenue Mile: Agency Total



Unlinked Passenger Trips per Vehicle Revenue Mile: Agency Total

