

City of Rio Vista (Rio Vista Delta Breeze)

2014 Annual Agency Profile

Branch Chief: Mr. Michael Lange
916-657-3946

General Information

Financial Information

Service Consumption

11,714 Annual Unlinked Trips (UPT)

Service Supplied

76,164 Annual Vehicle Revenue Miles (VRM)

3,942 Annual Vehicle Revenue Hours (VRH)

Summary of Operating Expenses (OE)

\$369,635 Total Operating Expenses

Database Information

NTDID: 9R02-91014

Reporter Type: Rural General Public Transit

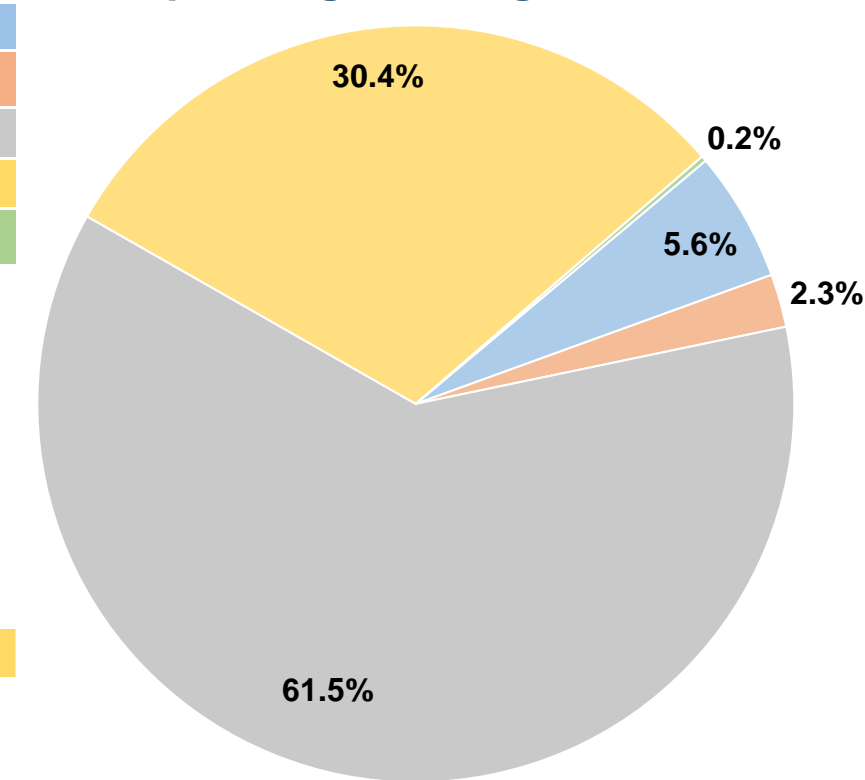
Sources of Operating Funds Expended

Fare Revenues	\$20,605	5.6%
Local Funds	\$8,371	2.3%
State Funds	\$227,405	61.5%
Federal Assistance	\$112,415	30.4%
Other Funds	\$839	0.2%
Total Operating Funds Expended	\$369,635	100.0%

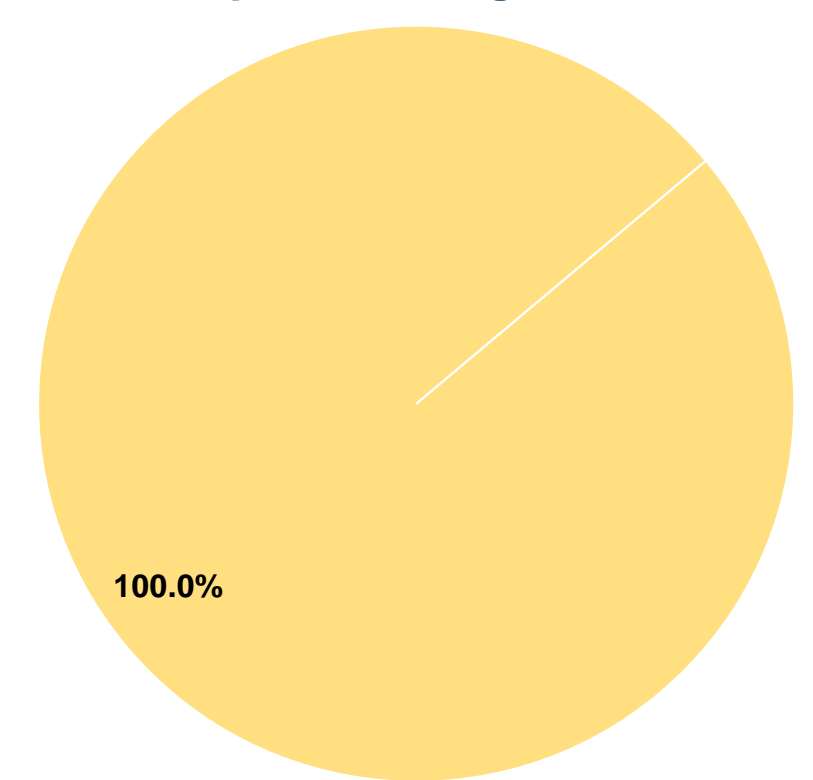
Sources of Capital Funds Expended

Fare Revenues	\$0	0.0%
Local Funds	\$0	0.0%
State Funds	\$0	0.0%
Federal Assistance	\$85,514	100.0%
Other Funds	\$0	0.0%
Total Capital Funds Expended	\$85,514	100.0%

Operating Funding Sources



Capital Funding Sources



Modal Characteristics

Operation Characteristics

Vehicles Operated at Maximum Service

Mode	Directly Operated	Purchased Transportation	Operating Expenses	Fare Revenues	Uses of Capital Funds	Annual Unlinked Trips	Annual Vehicle Revenue Miles	Annual Vehicle Revenue Hours
Bus	4	-	\$369,635	\$20,605	\$85,514	11,714	76,164	3,942
Total	4	-	\$369,635	\$20,605	\$85,514	11,714	76,164	3,942

Performance Measures

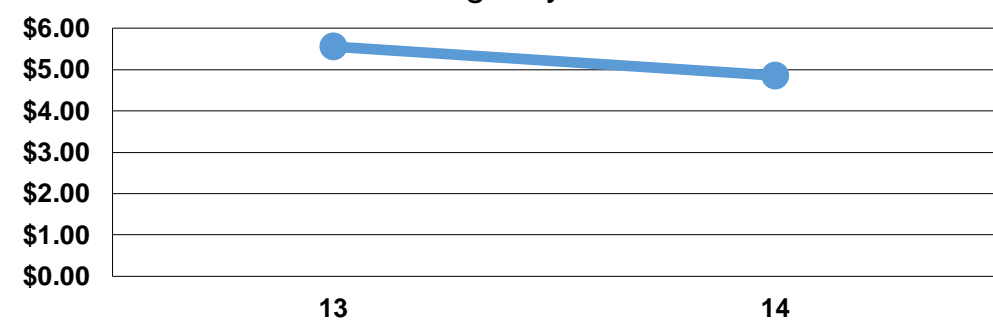
Service Efficiency

Mode	Operating Expenses per Vehicle Revenue Mile	Operating Expenses per Vehicle Revenue Hour
Bus	\$4.85	\$93.77
Total	\$4.85	\$93.77

Service Effectiveness

Mode	Operating Expenses per Unlinked Passenger Trip	Unlinked Trips per Vehicle Revenue Mile	Unlinked Trips per Vehicle Revenue Hour
Bus	\$31.56	0.2	3.0
Total	\$31.55	0.2	3.0

Operating Expense per Vehicle Revenue Mile: Agency Total



Unlinked Passenger Trips per Vehicle Revenue Mile: Agency Total

